



**深圳市东露阳实业有限公司**  
SHENZHEN DOLUYO INDUSTRIAL CO., LTD.

深圳总部 (Shenzhen Headquarters)

地址 (ADD) : 深圳市宝安区福永凤凰第三工业区腾丰四路4号东露阳工业园  
Doluyo Industrial Park, No.4, Tengfeng 4th Road, Fenghuang 3rd Industrial  
Zone, Fuyong Subdistrict, Bao'an District, Shenzhen 518103, China

邮编 (P.C.) : 518103

电话 (TEL) : +86-755-29974506 29974516 29974526 29974536

销售热线 (Sales Hot Line) : +86-755-29974556

外贸热线 (Overseas Business) : +86-755-33935303

服务热线 (Service Hot Line) : 400 006 0755 +86-755-33935305

传真 (FAX) : +86-755-29974586

网址 (URL) : www.doluyo.com

电邮 (E-mail) : info@doluyo.com

声明 :

该样本中的数据有更新时将不予通知, 更多产品信息请联系东露阳销售人员或应用工程师。2026-V1.0

All the specifications are subject to change without further notice, for more details please contact the Doluyo salesman or application engineer.



东露阳微信公众号



东露阳冷库报价系统

## 高温库

High temperature  
Fresh keeping -5~15°C

## 中温库

Medium temperature  
Cold Storage -20~8°C

## 低温库

Low temperature  
Freezer -30~0°C



# CONTENTS目录

 <b>产品说明</b> Product Description	 <b>水冷式机组</b> Water-Cooled Condensing Unit
型号解释 ----- 01 Type Code Explanation	技术特点及优势 ----- 37 Technology Features and Advantages
产品型谱 ----- 02 Product Spectrum	技术参数表 ----- 38 Technology Specifications
	产品外形尺寸图 ----- 40 Product Dimensions
 <b>产品特点</b> Products Features	 <b>冷库侧嵌一体机</b> Side-in Monoblock Unit
安装示意图 ----- 03 Installation diagram	技术特点及优势 ----- 41 Technology Features and Advantages
应用领域 ----- 04 Applications	技术参数表 ----- 42 Technology Specifications
产品特点及优势 ----- 05 Product Features and Advantages	产品外形尺寸图 ----- 43 Product Dimensions
智能控制系统 ----- 07 Intelligent Control System	
选型参考 ----- 08 Selection Reference	
 <b>直流变频冷凝机组</b> DC Inverter Condensing Unit	 <b>冷库顶嵌一体机</b> Roof-in Monoblock Unit
技术特点及优势 ----- 09 Technology Features and Advantages	技术特点及优势 ----- 45 Technology Features and Advantages
技术参数表 ----- 10 Technology Specifications	技术参数表 ----- 46 Technology Specifications
产品外形尺寸图 ----- 11 Product Dimensions	产品外形尺寸图 ----- 47 Product Dimensions
 <b>领军版</b> Flagship Series	 <b>冷风机</b> Air cooler
技术特点及优势 ----- 13 Technology Features and Advantages	型号解说 ----- 49 Type Code Explanation
技术参数表 ----- 14 Technology Specifications	技术特点及优势 ----- 49 Technology Features and Advantages
产品外形尺寸图 ----- 25 Product Dimensions	技术参数表 ----- 50 Technology Specifications
	产品外形尺寸图 ----- 51 Product Dimensions
	电热除霜冷风机 ----- 54 Electric Heating defrost Air Cooler
 <b>铝排机组</b> Aluminium Tube Row Refrigeration Unit	 <b>智能服务系统</b> Intelligent Service Systems
技术特点及优势 ----- 20 Technology Features and Advantages	远程监控 ----- 59 Remote Control
技术参数表 ----- 21 Technology Specifications	智能冷库报价系统 ----- 60 Intelligent Cold Room Selection And Quotation system
产品外形尺寸图 ----- 25 Product Dimensions	
 <b>领鲜版</b> Fresh Navigator Series	 <b>工程案例</b> Project cases
技术特点及优势 ----- 28 Technology Features and Advantages	部分工程案例现场图 ----- 61 Photos for some project cases site
技术参数表 ----- 29 Technology Specifications	
产品外形尺寸图 ----- 35 Product Dimensions	

东露阳冷库智能机，省力、省电、省心！

# 产品说明

## PRODUCT DESCRIPTION

### 型号解说:

#### TYPE CODE EXPLANATION

**D** **CF** **030** **A** **M** - **C** **G** **6** - **F** **AA** - **C** **01**

① ② ③ ④ ⑤ ⑥ ⑦ ⑧ ⑨ ⑩ ⑪ ⑫ ⑬

- ① 产品品牌-D:东露阳产品  
Brand:D:Doluyo products
- ② 产品系列代号- CF:冷凝机组  
Product family: CF: Condensing Units
- ③ 能力代号-010、020、030、050.....300  
Code for Cooling Capacity
- ④ 散热特性- A:风冷式 W:水冷式  
Cooling Type: A:Air cooled W:water cooled
- ⑤ 工况特性- H:高温机组 M:中温机组 L:低温机组  
Working condition: H: High temp. unit M:Mid-temp. unit L:Low temp. unit
- ⑥ 产品类型 Product Series:  
C: 智能定频机组 D: 领鲜版定频机组  
C: Smart fixed-speed condensing unit D: Fresh navigator series fixed-speed condensing unit  
E: 领鲜版变频机组 F: 智能变频机组  
E: Fresh navigator series inverter condensing unit F: Smart inverter condensing unit  
H: 铝排领鲜版定频机组 I: 侧嵌冷库一体机  
H: AL-tube row fresh navigator series fixed speed unit I: Side-in monoblock condensing unit  
L: 铝排智能定频机组 M: 多机控制定频机组  
L: AL-tube row smart fixed-speed condensing unit M: Multi-unit control fixed-speed condensing unit  
T: 顶嵌式冷库一体机 .....  
T: Roof-in monoblock condensing unit
- ⑦ 产品款式 A:第一代产品 B:第二代产品 .....  
Product generation: A: first generation B: second generation
- ⑧ 制冷剂代号-1:R134a 2:R22 3:R404A 4:R407C 5:R410A 6:R507  
Code for refrigerant
- ⑨ 电源特性Power supply:  
A:1PH/220V@50Hz F:3PH/380V@50Hz G:3PH/380V@60Hz  
K:1PH/208~230V@60Hz N:1PH/115V@60Hz P:3PH/208~230V@60Hz
- ⑩ 压缩机品牌—— A: 英华特, B: 谷轮, C: 丹佛斯, D: 海立, E: 三洋, F: 松洋, G: 松下, H: 三菱,  
Compressor brand A: Invotech B: Copeland C: Danfoss D: Highly, E: Sanyo, F: Songyang, G: Panasonic, H: Mitsubishi,  
I: 美芝, J: 凌达, K: 泰康, L: 比泽尔, M: 富士豪, .....  
I: GMCC, J: Landa, K: Tecumseh, L: Bitzer, M: Frascold
- ⑪ 产品规格变化的具体描述-AA、AB、AC.....  
Description of the changes in products
- ⑫ 销售区域代码-C:内销; O:外销市场  
Sales Area: C: Domestic market, O: Export market
- ⑬ 非标变更代号-01、02、03.....  
Code for customized content

### 产品型谱图

#### Product Spectrum

类型 Type	库温范围 Temp. °C	能力范围 (马力) Capacity of horse power														
		1	2	3	4	5	6	7	8	10	12	15	20	25	30	
		← 220V~/50Hz →					← 380V/3N~/50Hz →									
智能定频机组 (风冷式) Smart inverter condensing unit (Water-Cooled)	-20~10		•	•	•	•	•	•	•	•	•	•	•	•	•	•
	-30~0		•	•	•	•	•	•	•	•	•	•	•	•	•	•
智能定频机组 (水冷式) Smart inverter condensing unit (Air-Cooled)	-20~10		•	•	•	•	•	•	•	•	○	○				
冷库侧嵌一体机 Side-in monoblock	-30~0	•	•	•												
冷库顶嵌一体机 Roof-in monoblock	-20~10	•	•	•												
领鲜版定频机组 Fresh navigator series fixed-speed condensing unit	-20~10		•	•	•	•	•	•	•	•	•	•	•	•	•	•
	-30~0		•	•	•	•	•	•	•	•	•	•	•	•	•	•
领鲜版变频机组 Fresh navigator series inverter condensing unit	-20~10			•			○	•	•							

注：“•”为标准配置，“○”敬请期待。  
Note：“•” Standard configuration, “○” Optional.

### 冷库智能机配置信息

#### Smart refrigeration unit Configuration Information

- 低噪音冷冻专用压缩机 (低温采用喷气增焓)  
Low noise refrigeration compressor (low temperature use EVI series)
- 热气化霜专用冷风机  
Hot gas defrost special air cooler
- 大风量静音冷凝风机  
High airflow silent external rotor condensing fan
- 智能按需热气化霜系统  
Intelligent hot defrosting system
- 电子膨胀阀节流控制  
Electronic expansion valve throttle control
- 三电子膨胀阀+闪蒸罐增焓系统 (低温)  
Three electronic expansion valves and flash evaporating vessel (low temp.)
- 风扇无级调速系统  
Fan speed control
- 油分+汽分+储液器+双向干燥过滤器标准配置 (分体式)  
Oil Sep+Accumulator+Liquid Receiver+ 2-way air drier(Split unit)
- 汽分+储液器+双向干燥过滤器标准配置 (一体式)  
Accumulator + Liquid receiver + 2-way air drier (Monoblock)
- 系统高低压力自动保护装置  
High and low pressure protection
- 自主研发智能控制系统  
Smart control system
- 工厂预充注冷媒  
Pre-charged refrigerant
- 完整的电气配置  
Full electronic box
- 高大上液晶显示控制面板  
LCD display
- 远程监控维护模块  
Remote monitoring and maintenance module


### 可选配件

#### Optional Accessories

- 60Hz机组 (电压可选)  
60Hz unit (voltage optional)

# 产品特点 PRODUCT FEATURES

## 安装示意图 INSTALLATION DIAGRAM

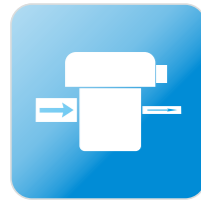


东露阳冷库智能机在传统冷凝机组的基础上，植入现代自动化控制技术，将复杂的冷冻控制系统揉合在机组内，高效节能，安装应用及维护非常简便，机组专为冷库制冷研制，可广泛应用于食品冷冻冷藏、工业环境实验室、电子制造检测行业、化学药品行业等对温度有特殊要求的场合，是东露阳继续领跑冷冻行业的又一拳头产品。

Doluyo Intelligent Cold Storage Units based on traditional units, implanted modern automatic control technology, complicated control system with frozen within the unit, high efficiency and energy saving, installation and maintenance is very convenient, these units are specially designed for cold rooms, which can be widely used in food cold storage and industry environmental laboratory, electronics manufacturing inspection industry, chemical industry etc, which have special requirements for temperature, is another key product for Doluyo to keep leading in refrigeration industry.

# 产品特点

## PRODUCT FEATURES



### 电子膨胀阀节流

全工况运行  
允许运行环温-15°C~+48°C  
降温速度快，能效高

### Electronic expansion valve throttle

Highest efficiency running at full conditions  
Operate amb. temp.: -15°C~+48°C



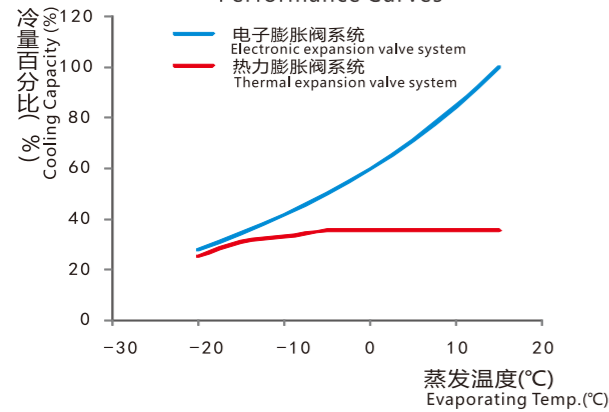
### 冷凝风机无级调速

静音 高效  
全季节运行


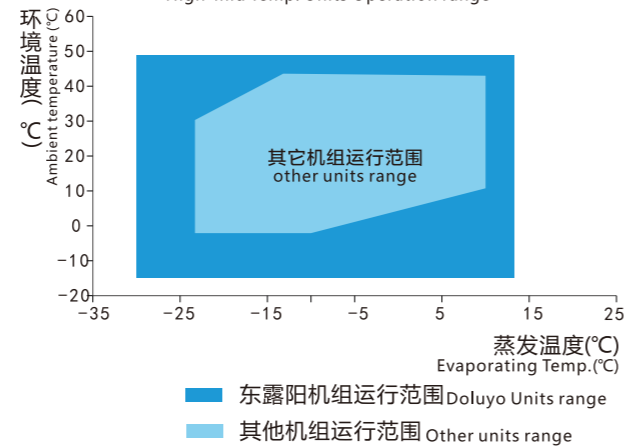
### Condenser fan stepless speed regulation

Quiet Efficient  
Running all seasons

机组性能变化曲线图  
Performance Curves



中高温系列机组运行范围图  
High-mid Temp. Units Operation range



- 根据冷凝温度直接控制风机转速
- 确保机组全年任何气候条件均可正常运行
- 机组的风机能耗得到有效控制
- 机组大部分时间处于静音节能运行
- According to the condensing temperature to control the fan speed directly
- We ensure that the unit can operate normally at any climate conditions throughout the year
- Fan energy consumption controlled effectively
- The unit running at energy-saving and quiet status most of the time



### 智能热气除霜

全自动高效除霜  
比传统电热除霜时间缩短70%  
耗电减少80%  
冷库温升小

### Intelligent Hot Gas Defrost

Automatic high efficient defrost  
70% shorter than traditional defrost time  
80% energy saving  
Smallest temp. increasing



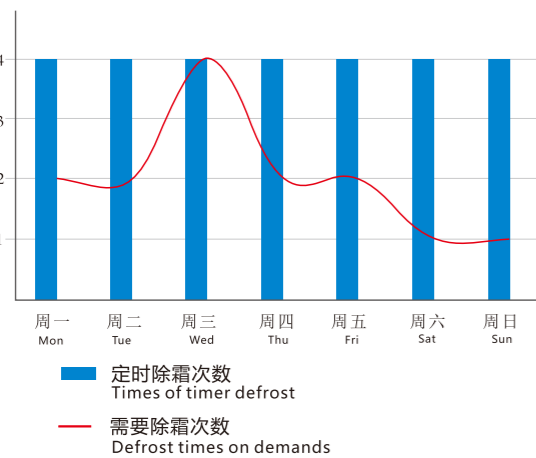
### 安装维护简便

空调式安装  
只需铜管连接室外机与室内冷风机  
冷风机侧抽真空，即可开机运行  
厂内已完成系统匹配，无需现场调试

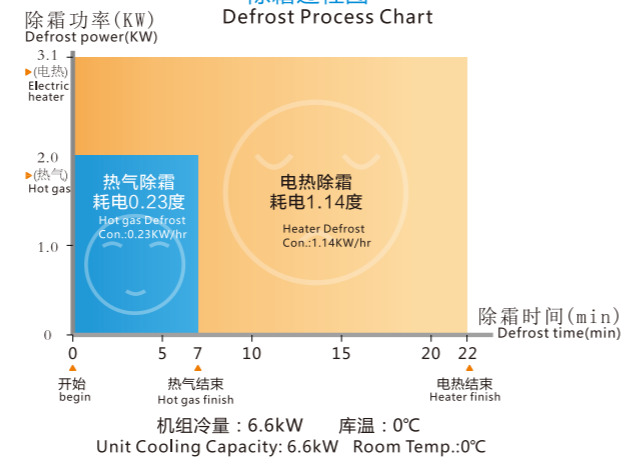
### Installation and Maintenance Extremely Simple and Convenient

Full intelligent control system, free debugging, everyone could be a refrigeration engineer.

除霜需求图  
Defrost Demand Chart



除霜过程图  
Defrost Process Chart



### 东露阳冷库智能机与传统机组对比 Doluyo Intelligent Units VS Conventional Units

项目 Item	东露阳冷库智能机 Doluyo CDU	传统普通机组 Conventional CDU
安装时间 Installation Time	0.5~1day	2~4day
安装人员 Installation Person	普通制冷工人 Ordinary refrigeration workers	高级制冷工人 Senior refrigeration workers
调试时间 Testing Time	1~2hr	10~20hr
调试人员 Testing Person	普通工人 Ordinary worker	技术全面的工人 Skilled technical worker
调试安装费用 Installation and Testing Cost	低 Low	高 High
运行管理人员 Operation Administrator	普通工人 Ordinary worker	技术全面的工人 Skilled technical worker
运行管理费用 Operation Cost	低 Low	高 High
综合成本 Combined Cost	低 Low	高 High


# 产品特点 PRODUCT FEATURES

## 智能控制系统

### INTELLIGENT CONTROL SYSTEM

机组将复杂的冷冻控制系统揉合在机组内，集成了模块组合或集中控制、库温控制、智能除霜控制、电子节流模糊控制、智能调试、故障自诊断及智能运行管理提示等强大功能。

There will be complex refrigeration control system in the condensing units, which integrates powerful functions such as module combination or centralized control, room temperature control, intelligent defrosting control, electronic throttle fuzzy control, intelligent debugging, fault self-diagnosis and smart operation management displaying.




1~10台智能模块组合或集中控制 (选项)  
1 ~ 10 intelligent module combination or centralized control (Optional)

## 品质卓越 EXCELLENT QUALITY

主要部件及材料均选用国际知名品牌产品，整个制造过程均为流水线作业，严格的质量控制过程，不放过任何的质量瑕疵，打造品质卓越的每一台产品。

Main parts and materials are used the international famous brand products, the whole manufacture process are assembly line work, strict quality control process, won't pass any quality defects, create excellent quality of each products.



保鲜库 Fresh Keeping Storage 0~5℃	冷库容积 Cold Room Cubage m <sup>3</sup>	储存吨位 Storage Volume ton	匹数 Power HP	领航版冷库智能机 Pilot Series Casing Condensing Unit		水冷式 Water-Cooled Condensing Unit		铝排机组 Aluminium tube row Refrigeration Unit	领航版冷库机 Fresh Navigator Series
				主机 Condensing Unit	冷风机 Air Cooler	主机 Condensing Unit	冷风机 Air Cooler	主机 Condensing Unit	主机 Condensing Unit
一体式机组 Monoblock Unit	4~11	1~2	1.0	DCF010AM-IC3/TB3	-	-	-	-	-
	11~24	2~4	2.0	DCF020AM-IC3/TB3	-	-	-	-	-
	24~36	4~7	3.0	DCF030AM-IC3/TB3	-	-	-	-	-
分体式机组 Split Unit	10~26	2~7	2.0	DCF020AM-CG6	DAE090R70	DCF020WM-CA3	DAE090R70	DCF020AM-LG6	DCF020AM-DG6
	26~41	7~12	3.0	DCF030AM-CG6	DAE120R70	DCF030WM-CA3	DAE120R70	DCF030AM-LG6	DCF030AM-DG6
	45~70	10~13.5	4.0	DCF040AM-CG6	DAE160R70	-	-	DCF040AM-LG6	DCF040AM-DG6
	70~85	12~20	5.0	DCF050AM-CG6	DAE200R70	DCF050WM-CA3	DAE200R70	DCF050AM-LG6	DCF050AM-DG6
	85~100	20~24	6.0	DCF060AM-CG6	DAE220R70	DCF060WM-CA3	DAE220R70	DCF060AM-LG6	DCF060AM-DG6
	100~118	24~29	7.0	DCF070AM-CG6	DAE310R70	-	-	DCF070AM-LG6	DCF070AM-DG6
	118~145	29~35	8.0	DCF080AM-CG6	DAE310R70	-	-	DCF080AM-LG6	DCF080AM-DG6
	145~200	35~48	10.0	DCF100AM-CG6	DAE395R70	-	-	DCF100AM-LG6	DCF100AM-DG6
	118~145	29~35	8.0	DCF080AM-CF6	DAE310R70	DCF080WM-CA3	DAE310R70	DCF080AM-LF6	DCF080AM-CD6
	145~200	35~48	10.0	DCF100AM-CF6	DAE395R70	DCF100WM-CA3	DAE395R70	DCF100AM-LF6	DCF100AM-CD6
	240~310	48~62	12.0	DCF120AM-CF6	DAE490R70	-	-	DCF120AM-LF6	DCF120AM-CD6
	310~420	62~84	15.0	DCF150AM-CF6	DAE620R70	-	-	DCF150AM-LF6	DCF150AM-CD6
	350~384	70~96	20.0	DCF200AM-CF6	DAE795R70	-	-	DCF200AM-LF6	DCF200AM-CD6
	384~496	96~124	25.0	DCF250AM-CF6	DAE965R70	-	-	DCF250AM-LF6	DCF250AM-CD6
496~672	124~168	30.0	DCF300AM-CF6	DAE1250R70	-	-	DCF300AM-LF6	DCF300AM-CD6	

冷藏库 Cold Storage -15~-18℃	冷库容积 Cold Room Cubage m <sup>3</sup>	储存吨位 Storage Volume ton	匹数 Power HP	领航版冷库智能机 Pilot Series Casing Condensing Unit		水冷式 Water-Cooled Condensing Unit		铝排机组 Aluminium tube row Refrigeration Unit	领航版冷库机 Fresh Navigator Series
				主机 Condensing Unit	冷风机 Air Cooler	主机 Condensing Unit	冷风机 Air Cooler	主机 Condensing Unit	主机 Condensing Unit
一体式机组 Monoblock Unit	3~5	0~1	1.0	DCF010AM-IC3/TB3	-	-	-	-	-
	5~12	1~3	2.0	DCF020AM-IC3/TB3	-	-	-	-	-
	12~20	3~5	3.0	DCF030AM-IC3/TB3	-	-	-	-	-
分体式机组 (中温) Split Unit (Mid-High Temp. Series)	8~15	2~3	2.0	DCF020AM-CG6	DAE090R70	DCF020WM-CA3	DAE090R70	DCF020AM-LG6	DCF020AM-DG6
	15~25	3~5	3.0	DCF030AM-CG6	DAE120R70	DCF030WM-CA3	DAE120R70	DCF030AM-LG6	DCF030AM-DG6
	25~35	5~6	4.0	DCF040AM-CG6	DAE160R70	-	-	DCF040AM-LG6	DCF040AM-DG6
	35~40	6~8	5.0	DCF050AM-CG6	DAE200R70	DCF050WM-CA3	DAE200R70	DCF050AM-LG6	DCF050AM-DG6
	40~48	8~10	6.0	DCF060AM-CG6	DAE220R70	DCF060WM-CA3	DAE220R70	DCF060AM-LG6	DCF060AM-DG6
	48~56	10~11	7.0	DCF070AM-CG6	DAE310R70	-	-	DCF070AM-LG6	DCF070AM-DG6
	65~80	13~16	8.0	DCF080AM-CG6	DAE310R70	-	-	DCF080AM-LG6	DCF080AM-DG6
	80~115	16~23	10.0	DCF100AM-CG6	DAE395R70	-	-	DCF100AM-LG6	DCF100AM-DG6
	65~80	13~16	8.0	DCF080AM-CF6	DAE310R70	DCF080WM-CA3	DAE310R70	DCF080AM-LF6	DCF080AM-CD6
	80~115	16~23	10.0	DCF100AM-CF6	DAE395R70	DCF100WM-CA3	DAE395R70	DCF100AM-LF6	DCF100AM-CD6
	115~145	23~29	12.0	DCF120AM-CF6	DAE490R70	-	-	DCF120AM-LF6	DCF120AM-CD6
	145~190	29~38	15.0	DCF150AM-CF6	DAE620R70	-	-	DCF150AM-LF6	DCF150AM-CD6
	160~276	32~46	20.0	DCF200AM-CF6	DAE795R70	-	-	DCF200AM-LF6	DCF200AM-CD6
	276~290	46~58	25.0	DCF250AM-CF6	DAE965R70	-	-	DCF250AM-LF6	DCF250AM-CD6
290~380	58~76	30.0	DCF300AM-CF6	DAE1250R70	-	-	DCF300AM-LF6	DCF300AM-CD6	
分体式机组 (低温) Split Unit (Low Temp. Series)	13~22	3~4	2.0	DCF020AL-CG6	DAE090R70	-	-	DCF020AL-LG6	DCF020AL-DG6
	22~35	4~6	3.0	DCF030AL-CG6	DAE120R70	-	-	DCF030AL-LG6	DCF030AL-DG6
	16.5~25	6~7	4.0	DCF040AL-CG6	DAE160R70	-	-	DCF040AL-LG6	DCF040AL-DG6
	35~66	6~12	5.0	DCF050AL-CG6	DAE200R70	-	-	DCF050AL-LG6	DCF050AL-DG6
	51~59	8~11	6.0	DCF060AL-CG6	DAE220R70	-	-	DCF060AL-LG6	DCF060AL-DG6
	52~63	10~13	7.0	DCF070AL-CG6	DAE310R70	-	-	DCF070AL-LG6	DCF070AL-DG6
	56~80	17~20	8.0	DCF080AL-CG6	DAE310R70	-	-	DCF080AL-LG6	DCF080AL-DG6
	80~116	20~29	10.0	DCF100AL-CG6	DAE395R70	-	-	DCF100AL-LG6	DCF100AL-DG6
	56~80	17~20	8.0	DCF080AL-CF6	DAE310R70	-	-	DCF080AL-LF6	DCF080AL-CD6
	80~116	20~29	10.0	DCF100AL-CF6	DAE395R70	-	-	DCF100AL-LF6	DCF100AL-CD6
	116~185	29~37	12.0	DCF120AL-CF6	DAE490R70	-	-	DCF120AL-LF6	DCF120AL-CD6
	185~240	37~48	15.0	DCF150AL-CF6	DAE620R70	-	-	DCF150AL-LF6	DCF150AL-CD6
	200~290	40~58	20.0	DCF200AL-CF6	DAE795R70	-	-	DCF200AL-LF6	DCF200AL-CD6
	290~370	58~74	25.0	DCF250AL-CF6	DAE965R70	-	-	DCF250AL-LF6	DCF250AL-CD6
370~480	74~96	30.0	DCF300AL-CF6	DAE1250R70	-	-	DCF300AL-LF6	DCF300AL-CD6	

低温库 Freezer -23~-25℃	冷库容积 Cold Room Cubage m <sup>3</sup>	储存吨位 Storage Volume ton	匹数 Power HP	领航版冷库智能机 Pilot Series Casing Condensing Unit		铝排机组 Aluminium tube row Refrigeration Unit	领航版冷库机 Fresh Navigator Series
				主机 Condensing Unit	冷风机 Air Cooler	主机 Condensing Unit	主机 Condensing Unit
分体式机组 (低温) Split Unit (Low Temp. Series)	10~15	2~3	2.0	DCF020AL-CG6	DAE090R70	DCF020AL-LG6	DCF020AL-DG6
	15~25	3~5	3.0	DCF030AL-CG6	DAE120R70	DCF030AL-LG6	DCF030AL-DG6
	25~30	5~6	4.0	DCF040AL-CG6	DAE160R70	DCF040AL-LG6	DCF040AL-DG6
	30~45	6~9	5.0	DCF050AL-CG6	DAE200R70	DCF050AL-LG6	DCF050AL-DG6
	40~55	10~13	6.0	DCF060AL-CG6	DAE220R70	DCF060AL-LG6	DCF060AL-DG6
	50~65	12~17	7.0	DCF070AL-CG6	DAE310R70	DCF070AL-LG6	DCF070AL-DG6
	64~76	16~19	8.0	DCF080AL-CG6	DAE310R70	DCF080AL-LG6	DCF080AL-DG6
	76~92	19~23	10.0	DCF100AL-CG6	DAE395R70	DCF100AL-LG6	DCF100AL-DG6
	64~76	16~19	8.0	DCF080AL-CF6	DAE310R70	DCF080AL-LF6	DCF080AL-CD6
	76~92	19~23	10.0	DCF100AL-CF6	DAE395R70	DCF100AL-LF6	DCF100AL-CD6
	95~112	19~28	12.0	DCF120AL-CF6	DAE490R70	DCF120AL-LF6	DCF120AL-CD6
	112~124	28~31	15.0	DCF150AL-CF6	DAE620R70	DCF150AL-LF6	DCF150AL-CD6
	140~160	32~38	20.0	DCF200AL-CF6	DAE795R70	DCF200AL-LF6	DCF200AL-CD6
	152~224	38~56	25.0	DCF250AL-CF6	DAE965R70	DCF250AL-LF6	DCF250AL-CD6
224~248	56~62	30.0	DCF300AL-CF6	DAE1250R70	DCF300AL-LF6	DCF300AL-CD6	

注：以上机组选型参考会因客户使用条件的不同而不同，如维护结构的保温性能、冷库的有效工作容积、冷库室外环境温度、冷冻冷藏物品的入库温度、入库量、货物进出库频率等参数有关，如客户有特殊要求，以客户特殊要求为准。

Note: the above selection will different refer to customers different conditions, such as the insulation performance of the maintenance structure, the effective cold storage volume, outdoor ambient temperature, refrigerated goods storage temperature, storage input and output volume, frequency of goods, if customers have special requirements, the customer special requirements shall prevail.

# 直流变频冷凝机组

## DC Inverter Condensing Unit



### 技术特点及优势

#### TECHNICAL CHARACTERISTICS & ADVANTAGES

- 直流变频压缩机+变频驱动板+智能控制器
- 自动调节运行频率，节能高效
- 频率调节范围：30-90HZ
- 根据低压压力，自动控制机组启停
- 触摸屏温控显示，操作简便
- 电流、高低压显示及告警等功能
- 双宽温范围运行：环境温度（-15~48℃）蒸发温度（-40~0℃）
- DC Inverter Compressor + Inverter Driver + Intelligent Controller
- Operating frequency automatic adjusting, energy saving and high efficiency
- Frequency adjust range: 30-90Hz
- Automatic control unit start and stop according to the low pressure
- Touch screen temperature control panel, easy to operate
- Current, high and low pressure display and alarm functions
- Dual wide temperature range operation: Ambient temperature:-15~48℃, Evaporating temperature: -40~0℃

### 直流变频冷凝机组技术参数表

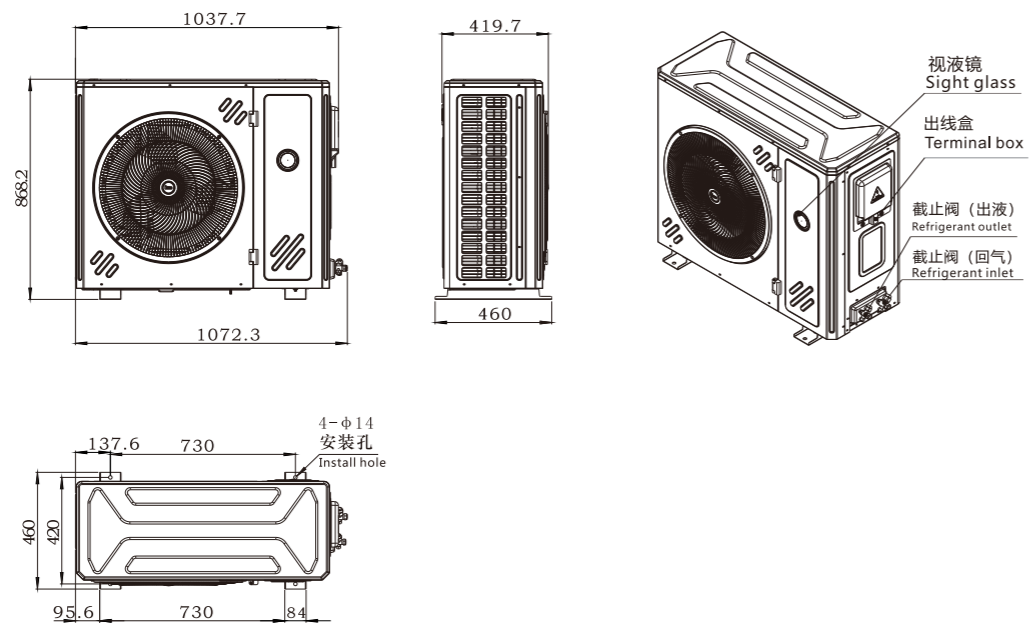
#### Technical Parameters for DC Inverter Condensing Unit

型号 Model		DCF030AM-EG6			DCF060AM-EG6			DCF070AM-EG6				
压缩机工作频率 Compressor Operating Frequency		30Hz	75Hz	90Hz	30Hz	75Hz	90Hz	30Hz	75Hz	90Hz		
机组制冷量及电功率 Cooling Capacity & Electric Power	蒸发温度 °C Evaporating Temperature	10	制冷量 (W) Cooling Capacity	4854	13119	15743	7597	19631	23419	9030	23335	27838
			电功率 (W) Electric Power	1379	3284	3941	2096	4898	6088	2515	5878	7306
		0	制冷量 (W) Cooling Capacity	3357	9073	10888	5436	14048	16759	6462	16698	19920
			电功率 (W) Electric Power	1344	3199	3839	1966	4594	5710	2359	5513	6852
		-10	制冷量 (W) Cooling Capacity	2250	6082	7298	3820	9872	11777	4541	11735	13999
			电功率 (W) Electric Power	1305	3106	3727	1817	4246	5277	2180	5095	6333
-20	制冷量 (W) Cooling Capacity	1454	3930	4716	2618	6765	8070	3111	8041	9592		
	电功率 (W) Electric Power	1255	2988	3586	1655	3868	4807	1986	4642	5770		
噪音 Noise		dB(A)		60	63	65	60	63	65	60	63	65
适用库温范围 Room Temp. Range		°C		-15 ~ 10								
适用环境温度 Ambient Temp. range		°C		-10 ~ 43								
电源规格 Power Supply				380V/3N ~ /50Hz								
制冷剂 Refrigerant				R507								
压缩机工作频率范围 Compressor Operating Frequency range				30~90Hz								
冷凝风机 Condenser Fan	类型 Type			高效低噪音轴流式 High Efficiency Low Noise Axial Fan								
	数量 QTY	PCS	1	2	2							
	功率 Power	W	65	65×2	90×2							
连接规格 Pipe Connection	液管 Liquid Line	mm	Φ12.7	Φ12.7	Φ15.88							
	气管 Gas Line	mm	Φ15.88	Φ19.05	Φ22.23							
机组电源线 Unit power cord		mm	2.5mm <sup>2</sup> ×5	4.0mm <sup>2</sup> ×5	4.0mm <sup>2</sup> ×5							
外形尺寸(长×深×高) Dimensions(L×D×H)		mm	1072×460×868	1086×460×1413	1293×500×1563							
包装尺寸(长×深×高) Packing Dimensions(L×D×H)		mm	1160×540×1030	1136.8×530×1185.2	1354×570×1735.2							
机器重量 Net Weight		kg	98	140	160							

注:

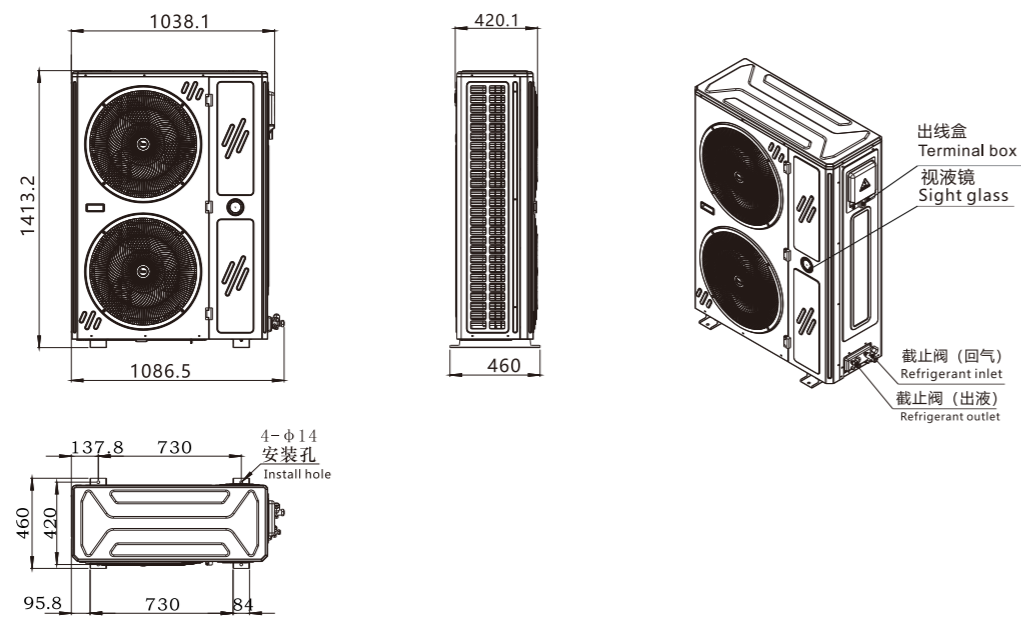
- 1、制冷量及电功率是对应冷凝温度45℃的参数;
- 2、机组参数会因产品的改良而有所变化，恕不另行通知，具体数据请以产品铭牌为准;
1. The parameters of the cooling capacity and electric power are base at condensing temperature of 45℃;
2. The parameters may be changed due to the improvement of the product without further notice. The specific data shall be subject to the nameplate of the product.

**直流变频冷凝机组外形尺寸图**  
 DC INVERTER CONDENSING UNIT DIMENSION FIGURES  
 Model: DCF030AM-EG6



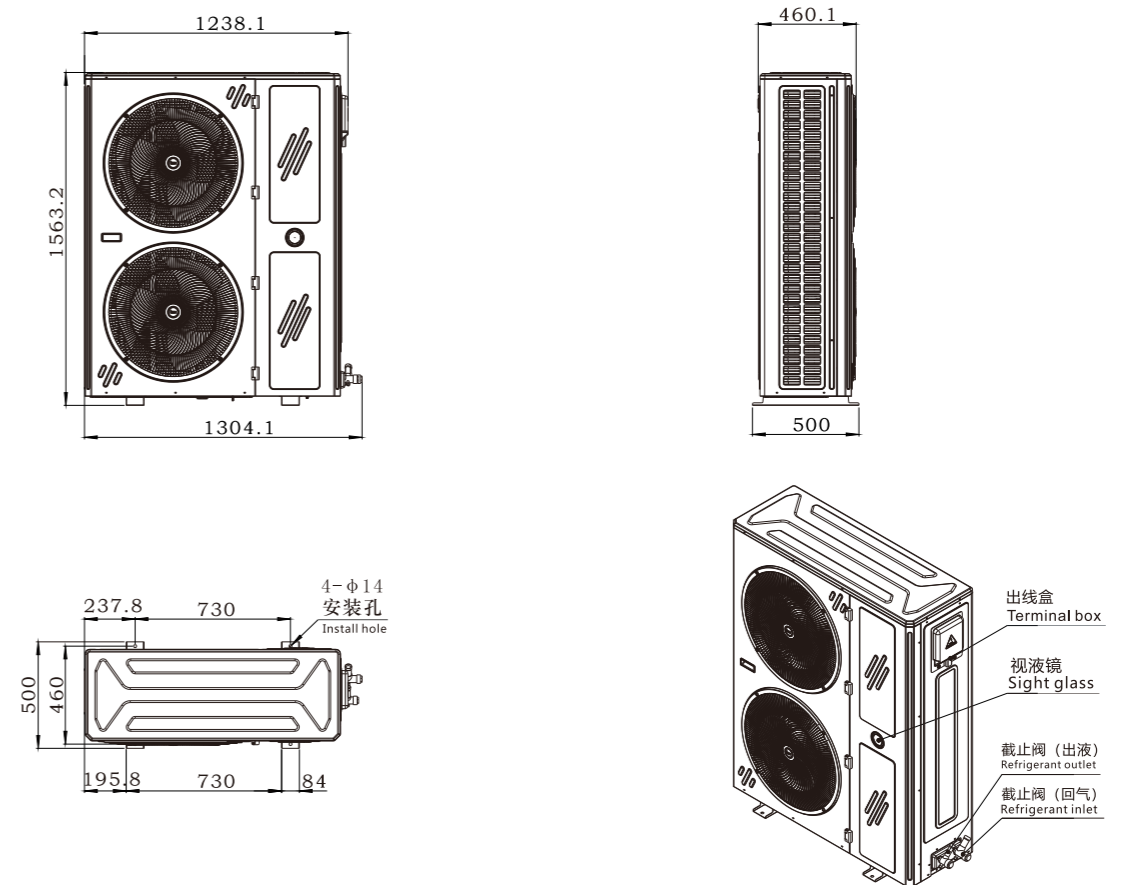
单位(unit):mm

Model: DCF060AM-EG6



单位(unit):mm

**直流变频冷凝机组外形尺寸图**  
 DC INVERTER CONDENSING UNIT DIMENSION FIGURES  
 Model: DCF070AM-EG6



# 领军版 Flagship Series



## 技术特点及优势

### TECHNICAL CHARACTERISTICS & ADVANTAGES

- 造型小巧美观，钣金进行高温静电喷涂处理，长久耐用。
- 电子膨胀阀模糊控制，冷库降温快，制冷效率高！
- 家用空调式安装，简便无需资深安装技师。
- 智能热气化霜技术，配套东露阳热气化霜专用冷风机，化霜时间短（减少约70%），大幅节能（耗能降低约80%），库内温升小（5℃~7℃，传统机组12℃~15℃）。
- 低温机组采用EVI喷气增焐，低温工况下，制冷效果堪比半封闭机组，超高性价比。
- 全智能控制系统，开机自检除错，免调试。标配远程监控维护模块。
- 自主提供维护建议和故障诊断（显示故障原因提示及建议处理方法），最大程度简化维护维修工作。
- 实现对机组和压缩机最大程度的保护，确保压缩机长期运行的稳定性。
- 完整配置，无需另加阀件、控制箱。
- Compact configuration, high temperature electrostatic coating treatment, durable long life time.
- Electronic expansion valve control, cooling fast, high efficiency
- Household air-conditioning installation, it is not need the senior technician.
- Intelligent hot gas defrost technology, adapted with hot gas defrost air cooler. the defrost time short (about 70% reduced), energy saving (about 80%reduced), temperature rising range is small (5℃ ~ 7℃, the traditional unit 12℃ ~ 15℃).
- Low temperature unit is EVI, in low temperature condition, the refrigeration effect is close with semi-hermetic compressor unit, high performance price ratio.
- Full intelligent control system, boot self-diagnosis, free of debugging, built-in remote monitoring maintenance module.
- Automatic recommendations for maintenance and fault diagnosis (show the cause of the problem with troubleshooting tips and advice, simplify maintenance job.
- Achieve the maximum protection of the unit and compressor, ensure the stability of long-term operation of compressor.
- Complete configuration, no need other valve parts, control cabinet.

## 中温机技术参数表(侧出风系列)

### Med-temperature series technical parameters(side exhausting)

型号 Model			DCF020AM -CG6	DCF030AM -CG6	DCF040AM -CG6	DCF050AM -CG6	DCF060AM -CG6	DCF070AM -CG6	DCF080AM -CG6	DCF100AM -CG6	
机组制冷量 Cooling Capacity	库温 °C Room Temp.	8	W	5319	7697	11251	13791	16356	17794	20786	28659
		0	W	3723	5388	7876	9653	11449	12466	14562	20078
		-10	W	2507	3628	5303	6500	7709	8527	9960	13733
		-18	W	2026	2932	4286	5253	6230	6953	8122	11199
		-20	W	1545	2236	3268	4006	4751	5577	6515	8983
名义工况功率 Nominal Power			W	1674	2325	3197	3970	4720	5359	5932	9214
适用库温范围 Room Temp. Range			°C	-20 ~ 10							
电源规格 Power Supply				380V/3N ~ /50Hz (220V ~ /50Hz可选 optional)				380V/3N ~ /50Hz			
制冷剂 Refrigerant				R507							
压缩机 Compressor	型式 Type		全封闭涡旋 Hermetic Scroll								
	匹数 Horse Power	HP	2	3	4	5	6	7	8	10	
冷凝风机 Condenser Fan	类型 Type		高效低噪音轴流式 High Efficiency Low Noise Axial Fan								
	数量 QTY	PCS	1	1	1	2	2	2	2	2	
	功率 Power	W	65	65	65	65×2	65×2	90×2	90×2	90×2	
连接规格 Pipe Connection	液管 Liquid Line	mm	Φ9.52	Φ12.7	Φ12.7	Φ12.7	Φ12.7	Φ15.88	Φ15.88	Φ22.23	
	气管 Gas Line	mm	Φ12.7	Φ15.88	Φ15.88	Φ19.05	Φ19.05	Φ22.23	Φ22.23	Φ28.58	
机组电源线 Unit power line			mm	2.5mm <sup>2</sup> ×5			4.0mm <sup>2</sup> ×5		6.0mm <sup>2</sup> ×5		
冷风机电线 Cooling fan wires			mm	1.0mm <sup>2</sup> ×3							
噪音 Noise			dB(A)	65			66		68		
外形尺寸(长×深×高) Dimensions(L×D×H)			mm	1072×460×868			1086×460×1413		1293×500×1563		
包装尺寸(长×深×高) Packing Dimensions(L×D×H)			mm	1160×540×1030			1180×570×1580		1354×570×1735		
机器净重 Net Weight			kg	98	105	108	140	145	172	189	207
匹配冷风机 Air Cooler Matching				DAE090R70	DAE120R70	DAE160R70	DAE200R70	DAE220R70	DAE310R70		DAE395R70

注:

1. 中温名义工况：环境温度：32℃，冷库温度：0℃；
2. 名义工况功率为压缩机功率、风机功率和控制系统功率的总和；
3. 机组参数会因产品的改良而有所变化，恕不另行通知，具体数据请以产品铭牌为准；
4. 冷风机详细参数请参考P50~58。

Note:

1. Mid: Ambient temperature 32℃, cold room temperature: 0℃.
2. The power of nominal working condition is the sum of the power of compressor, fan and control system;
3. The parameters will be changed without further notice due to product improvement, the detail data please refer to our product nameplate.
4. The specifications for air coolers please refer to the details on page 50~58.

# 领军版 Flagship Series

## 低温机技术参数表(侧出风系列)

Low-temperature series technical parameters(side exhausting)

型号 Model			DCF020AL -CG6	DCF030AL -CG6	DCF040AL -CG6	DCF050AL -CG6	DCF060AL -CG6	DCF070AL -CG6	DCF080AL -CG6	DCF100AL -CG6	
机组制冷量 Cooling Capacity	库温 °C Room Temp.	0 W	4531	6141	9556	11657	14082	14336	15263	20755	
		-10 W	3059	4208	6643	8141	9871	10398	11070	15054	
		-18 W	2459	3419	5455	6708	8154	8760	9326	12682	
		-25 W	1519	2185	3595	4463	5465	5983	6370	8662	
		-30 W	1159	1711	2881	3601	4433	4779	5088	6919	
		名义工况功率 Nominal Power	W	1840	2402	3334	4069	4666	5025	5311	8163
适用库温范围 Room Temp. Range	°C	-30~0									
电源规格 Power Supply		380V/3N~/50Hz (220V~/50Hz 可选 optional)				380V/3N~/50Hz					
制冷剂 Refrigerant		R507									
压缩机 Compressor	型式 Type		全封闭涡旋(带喷气增焓) Hermetic Scroll (with EVI)				半封闭涡旋(带喷气增焓) Semi-Hermetic Scroll (with EVI)				
	匹数 Horse Power	HP	2	3	4	5	6	7	8	10	
冷凝风机 Condenser Fan	类型 Type		高效低噪音轴流式 High Efficiency Low Noise Axial Fan								
	数量 QTY	PCS	1	1	1	2	2	2	2	2	
	功率 Power	W	65	65	65	65×2	65×2	90×2	90×2	90×2	
连接规格 Pipe Connection	液管 Liquid Line	mm	Φ9.52	Φ12.7	Φ12.7	Φ12.7	Φ12.7	Φ15.88	Φ15.88	Φ22.23	
	气管 Gas Line	mm	Φ12.7	Φ15.88	Φ15.88	Φ19.05	Φ19.05	Φ22.23	Φ22.23	Φ28.58	
机组电源线 Unit power line	mm	2.5mm²×5			4.0mm²×5			6.0mm²×5			
冷风机电线 Cooling fan wires	mm	1.0mm²×3									
噪音 Noise	dB(A)	65			66			68			
外形尺寸(长×深×高) Dimensions(L×D×H)	mm	1072×460×868				1086×460×1413			1293×500×1563		
包装尺寸(长×深×高) Packing Dimensions(L×D×H)	mm	1160×540×1030				1176.8×530×1185.2			1354×570×173502		
机器净重 Net Weight	kg	98	105	108	139	145	175	226	238		
匹配冷风机 Air Cooler Matching		DAE090R70	DAE120R70	DAE160R70	DAE200R70	DAE220R70	DAE310R70	DAE310R70	DAE395R70		

注:

1. 名义工况: 环境温度: 32°C, 冷库温度: -18°C;
2. 名义工况功率为压缩机功率、风机功率和控制系统功率的总和;
3. 机组参数会因产品的改良而有所变化, 恕不另行通知, 具体数据请以产品铭牌为准;
4. 冷风机详细参数请参考P50~58。

Note:

1. Nominal working condition: Ambient temperature 32°C, cold room temperature: -18°C;
2. The power of nominal working condition is the sum of the power of compressor, fan and control system;
3. The parameters will be changed without further notice due to product improvement, the detail data please refer to our product nameplate.
4. The specifications for air coolers please refer to the details on page 50~58.

# 领军版 Flagship Series

## 中温机技术参数表(顶出风系列)

Med-temperature series technical parameters(top exhausting)

型号 Model			DCF040AM -CF6	DCF050AM -CF6	DCF060AM -CF6	DCF070AM -CF6	DCF080AM -CF6	DCF100AM -CF6	
机组制冷量 Cooling Capacity	库温 °C Room Temp.	8 W	10178	12680	15077	16430	19463	25448	
		0 W	7853	9653	11449	12678	14818	19909	
		-10 W	4902	6500	7709	8527	9978	13510	
		-18 W	3986	5253	6230	6953	8063	10454	
		-20 W	3177	4006	4751	5577	6149	9457	
		名义工况功率 Nominal Power	W	3323	3580	4330	5756	5760	9741
适用库温范围 Room Temp. Range	°C	-20~10							
电源规格 Power Supply		380V/3N~/50Hz							
制冷剂 Refrigerant		R507							
压缩机 Compressor	型式 Type		全封闭涡旋 Hermetic scroll						
	匹数 Horse Power	HP	4	5	6	7	8	10	
冷凝风机 Condenser Fan	类型 Type		高效低噪音轴流式 High Efficiency Low Noise Axial Fan						
	数量 QTY	PCS	2	2	2	2	2	2	
	功率 Power	W	130×2	130×2	160×2	160×2	160×2	820×2	
连接规格 Pipe Connection	液管 Liquid Line	mm	Φ12.7	Φ12.7	Φ12.7	Φ15.88	Φ15.88	Φ22.23	
	气管 Gas Line	mm	Φ15.88	Φ19.05	Φ19.05	Φ22.23	Φ22.23	Φ28.58	
噪音 Noise	dB(A)	65	66	66	68	70	71		
外形尺寸(长×深×高) Dimensions(L×D×H)	mm	1181×660×1092.5				1264×743.5×1293			1538×858×1544.5
包装尺寸(长×深×高) Packing Dimensions(L×D×H)	mm	1352×756×1271				1435×839.5×1472			1709×954×1723.5
机器净重/毛重 Net /Gross Weight	kg	104/154	109/159	150/200	155/205	160/210	230/303		
匹配冷风机 Air Cooler Matching		DAE160R70	DAE200R70	DAE220R70	DAE310R70	DAE310R70	DAE395R70		

注:

1. 名义工况: 环境温度: 32°C, 冷库温度: 0°C;
2. 名义工况功率为压缩机功率、风机功率和控制系统功率的总和;
3. 机组参数会因产品的改良而有所变化, 恕不另行通知, 具体数据请以产品铭牌为准;
4. 冷风机详细参数请参考P50~58。

Note:

1. Nominal working condition: Ambient temperature 32°C, cold room temperature: 0°C;
2. The power of nominal working condition is the sum of the power of compressor, fan and control system;
3. The parameters will be changed without further notice due to product improvement, the detail data please refer to our product nameplate.
4. The specifications for air coolers please refer to the details on page 50~58.

# 领军版 Flagship Series

## 中温机技术参数表(顶出风系列)

Med-temperature series technical parameters(top exhausting)

型号 Model			DCF120AM -CF6	DCF150AM -CF6	DCF200AM -CF6	DCF250AM -CF6	DCF300AM -CF6	
机组制冷量 Cooling Capacity	库温 °C Room Temp.	8	W	29494	33421	53420	64154	76842
		0	W	23075	27676	39561	50246	60051
		-10	W	15657	19905	32543	41253	49998
		-18	W	12116	15162	24143	30987	37521
		-20	W	10960	12498	17854	22250	25500
		名义工况功率 Nominal Power		W	10610	12314	16387	20758
适用库温范围 Room Temp. Range		°C	-20~10					
电源规格 Power Supply			380V/3N~/50Hz					
制冷剂 Refrigerant			R507					
压缩机 Compressor	型式 Type		全封闭涡旋 Hermetic scroll					
	匹数 Horse Power	HP	12	15	20	25	30	
冷凝风机 Condenser Fan	类型 Type		高效低噪音轴流式 High Efficiency Low Noise Axial Fan					
	数量 QTY	PCS	2	2	2	2	2	
	功率 Power	W	820×2	820×2	850×2	850×2	1000×2	
连接规格 Pipe Connection	液管 Liquid Line	mm	Φ22.23	Φ22.23	Φ22.23	Φ22.23	Φ22.23	
	气管 Gas Line	mm	Φ34.93	Φ34.93	Φ34.93	Φ34.93	Φ41.28	
噪音 Noise		dB(A)	71	72	80	80	80	
外形尺寸(长×深×高) Dimensions(L×D×H)		mm	1538×858×1544.5		1771×1033.5×1789		1861×1078.5×1789	
包装尺寸(长×深×高) Packing Dimensions(L×D×H)		mm	1709×954×1723.5		1942×1129.5×1968.5		2032×1174.5×2126	
机器净重/毛重 Net /Gross Weight		kg	230/303	235/308	450/500	455/508	475/525	
匹配冷风机 Air Cooler Matching			DAE490R70	DAE620R70	DAE795R70	DAE965R70	DAE1250R70	

注：  
1. 名义工况：环境温度：32℃，冷库温度：0℃；  
2. 名义工况功率为压缩机功率、风机功率和控制系统功率的总和；  
3. 机组参数会因产品的改良而有所变化，恕不另行通知，具体数据请以产品铭牌为准；  
4. 冷风机详细参数请参考P50~58。

Note:  
1. Nominal working condition: Ambient temperature 32℃, cold room temperature: 0℃;  
2. The power of nominal working condition is the sum of the power of compressor, fan and control system;  
3. The parameters will be changed without further notice due to product improvement, the detail data please refer to our product nameplate.  
4. The specifications for air coolers please refer to the details on page 50~58.

# 领军版 Flagship Series

## 低温机技术参数表(顶出风系列)

Low-temperature series technical parameters(top exhausting)

型号 Model			DCF040AL -CF6	DCF050AL -CF6	DCF060AL -CF6	DCF070AL -CF6	DCF080AL -CF6	DCF100AL -CF6	
机组制冷量 Cooling Capacity	库温 °C Room Temp.	0	W	10585	11795	12720	14594	15773	21448
		-10	W	7034	8741	10471	10000	11070	15691
		-18	W	5924	7308	8754	9036	9326	11953
		-25	W	4129	5063	6065	6107	6370	9220
		-30	W	3379	4201	5033	5000	5088	6440
		名义工况功率 Nominal Power		W	3555	3679	4276	4503	4711
适用库温范围 Room Temp. Range		°C	-30~0						
电源规格 Power Supply			380V/3N~/50Hz						
制冷剂 Refrigerant			R507						
压缩机 Compressor	型式 Type		全封闭涡旋 (带喷气增焓) Hermetic scroll (with EVI)			半封闭涡旋 (带喷气增焓) Semi-hermetic scroll (with EVI)			
	匹数 Horse Power	HP	4	5	6	7	8	10	
冷凝风机 Condenser Fan	类型 Type		高效低噪音轴流式 High Efficiency Low Noise Axial Fan						
	数量 QTY	台	2	2	2	2	2	2	
	功率 Power	W	130×2	130×2	160×2	160×2	160×2	820×2	
连接规格 Pipe Connection	液管 Liquid Line	mm	Φ12.7	Φ12.7	Φ12.7	Φ15.88	Φ15.88	Φ22.23	
	气管 Gas Line	mm	Φ15.88	Φ19.05	Φ19.05	Φ22.23	Φ22.23	Φ28.58	
噪音 Noise		dB(A)	65	66	66	68	70	71	
外形尺寸(长×深×高) Dimensions(L×D×H)		mm	1181×660×1092.5			1264×743.5×1293		1538×858×1544.5	
包装尺寸(长×深×高) Packing Dimensions(L×D×H)		mm	1352×756×1271			1435×839.5×1472		1709×954×1723.5	
机器净重/毛重 Net /Gross Weight		kg	104/154	109/159	145/195	150/200	155/205	230/303	
匹配冷风机 Air Cooler Matching			DAE160R70	DAE200R70	DAE220R70	DAE310R70	DAE310R70	DAE395R70	

注：  
1. 名义工况：环境温度：32℃，冷库温度：-18℃；  
2. 名义工况功率为压缩机功率、风机功率和控制系统功率的总和；  
3. 机组参数会因产品的改良而有所变化，恕不另行通知，具体数据请以产品铭牌为准；  
4. 冷风机详细参数请参考P50~58。

Note:  
1. Nominal working condition: Ambient temperature 32℃, cold room temperature: -18℃;  
2. The power of nominal working condition is the sum of the power of compressor, fan and control system;  
3. The parameters will be changed without further notice due to product improvement, the detail data please refer to our product nameplate.  
4. The specifications for air coolers please refer to the details on page 50~58.

## 领军版 Flagship Series

### 低温机技术参数表(顶出风系列)

Low-temperature series technical parameters(top exhausting)

型号 Model			DCF120AL -CF6	DCF150AL -CF6	DCF200AL -CF6	DCF250AL -CF6	DCF300AL -CF6	
机组制冷量 Cooling Capacity	库温 °C Room Temp.	0	W	24249	31827	50350	60350	69952
		-10	W	17740	22890	30560	42021	53254
		-18	W	13514	17436	23310	30721	35027
		-25	W	10424	13981	17988	22507	27200
		-35	W	7281	9394	15035	17230	19498
名义工况功率 Nominal Power		W	9500	11574	13500	17350	19260	
适用库温范围 Room Temp. Range		°C	-30 ~ 0					
电源规格 Power Supply			380V/3N ~ /50Hz					
制冷剂 Refrigerant			R507					
压缩机 Compressor	型式 Type		半封闭涡旋(带喷气增焓) Semi-hermetic scroll (with EVI)		全封闭涡旋(带喷气增焓) Hermetic scroll (with EVI)			
	匹数 Horse Power	HP	12	15	20	25	30	
冷凝风机 Condenser Fan	类型 Type		高效低噪音轴流式 High Efficiency Low Noise Axial Fan					
	数量 QTY	台	2					
	功率 Power	W	820×2	820×2	850×2	850×2	1000×2	
连接规格 Pipe Connection	液管 Liquid Line	mm	Φ22.23	Φ22.23	Φ22.23	Φ22.23	Φ22.23	
	气管 Gas Line	mm	Φ34.93	Φ34.93	Φ34.93	Φ34.93	Φ41.28	
噪音 Noise		dB(A)	71	72	80	80	80	
外形尺寸(长×深×高) Dimensions(L×D×H)		mm	1538×858×1544.5		1771×1033.5×1789		1861×1078.5×1789	
包装尺寸(长×深×高) Packing Dimensions(L×D×H)		mm	1709×954×1723.5		1942×1129.5×1968.5		2032×1174.5×2126	
机器净重/毛重 Net /Gross Weight		kg	230/303	235/308	450/500	455/508	475/525	
匹配冷风机 Air Cooler Matching			DAE490R70	DAE620R70	DAE795R70	DAE965R70	DAE1250R70	

注:

1. 名义工况: 环境温度: 32°C, 冷库温度: -18°C;
2. 名义工况功率为压缩机功率、风机功率和控制系统功率的总和;
3. 机组参数会因产品的改良而有所变化, 恕不另行通知, 具体数据请以产品铭牌为准;
4. 冷风机详细参数请参考P53~62。

Note:

1. Nominal working condition: Ambient temperature 32°C, cold room temperature: -18°C;
2. The power of nominal working condition is the sum of the power of compressor, fan and control system;
3. The parameters will be changed without further notice due to product improvement, the detail data please refer to our product nameplate.
4. The specifications for air coolers please refer to the details on page 53~62.

## 铝排机组 Aluminium Tube Row Refrigeration Unit

产品应用展示:  
Product application display:



### 技术特点及优势

#### TECHNICAL CHARACTERISTICS & ADVANTAGES

- 电子膨胀阀模糊控制, 冷库降温快, 制冷效率高!
- 家用空调式安装, 简便无需资深安装技师。
- 智能热气化霜技术, 化霜时间短(减少约70%), 大幅节能(耗能降低约80%), 库内温升小(5°C~7°C, 传统机组12°C~15°C)。
- 低温机组采用EVI喷气增焓技术, 低温工况下, 制冷效果堪比半封闭活塞机组, 超高性价比。
- 全智能控制系统, 开机自检除错, 免调试。标配远程监控维护模块。
- 自主提供维护建议和故障诊断(显示故障原因提示及建议处理方法), 简化调试维护工作。
- 实现对机组和压缩机全面保护, 确保压缩机长期运行的稳定性。
- 完整配置, 无需另加阀件、控制箱。
- Electronic expansion valve control, cooling fast, high efficiency
- Household air-conditioning installation, it is not need the senior technician.
- Intelligent hot gas defrost technology, the defrost time short (about 70% reduced), energy saving (about 80%reduced), temperature rising range is small (5°C ~ 7°C, the traditional unit 12°C ~ 15°C).
- Low temperature unit is EVI, in low temperature condition, the refrigeration effect is close with semi-hermetic compressor unit, high performance price ratio.
- Full intelligent control system, boot self-diagnosis, free of debugging, built in remote monitoring maintenance module.
- Automatic recommendations for maintenance and fault diagnosis (show the cause of the problem with troubleshooting tips and advice, simplify maintenance job).
- Achieve the maximum protection of the unit and compressor, ensure the stability of long-term operation of compressor.
- Complete configuration, no need other valve parts, control cabinet.

## 铝排机组

### Aluminium Tube Row Refrigeration Unit

#### 中温机技术参数表(侧出风系列)

Med-temperature series technical parameters(side exhausting)

型号 Model			DCF030AM -LG6	DCF050AM -LG6	DCF100AM -LG6	
机组制冷量 Cooling Capacity	库温 °C Room Temp.	8	W	7697	13791	28659
		0	W	5388	9653	20078
		-10	W	3628	6500	13733
		-18	W	2932	5253	11199
		-20	W	2236	4006	8983
名义工况功率 Nominal Power		W	2253	3710	7574	
适用库温范围 Room Temp. Range		°C	-20 ~ 10			
电源规格 Power Supply			380V/3N ~ /50Hz (220V ~ /50Hz可选 optional)	380V/3N ~ /50Hz		
制冷剂 Refrigerant			R507			
压缩机 Compressor	型式 Type		全封闭涡旋 Hermetic scroll			
	匹数 Horse Power	HP	3	5	10	
冷凝风机 Condenser Fan	类型 Type		高效低噪音轴流式 High Efficiency Low Noise Axial Fan			
	数量 QTY	PCS	1	2	2	
	功率 Power	W	65	65×2	90×2	
连接规格 Pipe Connection	液管 Liquid Line	mm	Φ12.7	Φ12.7	Φ22.23	
	气管 Gas Line	mm	Φ15.88	Φ19.05	Φ28.58	
机组电源线 Unit power line		mm	2.5mm <sup>2</sup> ×5	4.0mm <sup>2</sup> ×5	6.0mm <sup>2</sup> ×5	
噪音 Noise		dB(A)	65	66	68	
外形尺寸(长×深×高) Dimensions(L×D×H)		mm	1072×460×868	1086×460×1413	1293×500×1563	
包装尺寸(长×深×高) Packing Dimensions(L×D×H)		mm	1160×540×1030	1176.8×530×1585.2	1354×570×1735.2	
机器重量 Net Weight		kg	105	136	207	

注:

1. 名义工况: 环境温度: 32°C, 冷库温度: 0°C;
2. 名义工况功率为压缩机功率、风机功率和控制系统功率的总和;
3. 机组参数会因产品的改良而有所变化, 恕不另行通知, 具体数据请以产品铭牌为准。

Note:

1. Nominal working condition: Ambient temperature 32°C, cold room temperature: 0°C;
2. The power of nominal working condition is the sum of the power of compressor, fan and control system;
3. The parameters will be changed without further notice due to product improvement, the detail data please refer to our product nameplate.

## 铝排机组

### Aluminium Tube Row Refrigeration Unit

#### 低温机技术参数表(侧出风系列)

Low-temperature series technical parameters(side exhausting)

型号 Model			DCF030AL -LG6	DCF050AL -LG6	DCF100AL -LG6	
机组制冷量 Cooling Capacity	库温 °C Room Temp.	0	W	6141	11657	20755
		-10	W	4208	8141	15054
		-18	W	3419	6708	12682
		-25	W	2185	4463	8662
		-30	W	1711	3601	6919
		名义工况功率 Nominal Power		W	2330	4000
适用库温范围 Room Temp. Range		°C	-30 ~ 0			
电源规格 Power Supply			380V/3N ~ /50Hz (220V ~ /50Hz可选 optional)	380V/3N ~ /50Hz		
制冷剂 Refrigerant			R507			
压缩机 Compressor	型式 Type		全封闭涡旋(喷气冷却) Hermetic scroll (with EVI)		半封闭涡旋(带喷气增焓) Semi-Hermetic scroll (with EVI)	
	匹数 Horse Power	HP	3	5	10	
冷凝风机 Condenser Fan	类型 Type		高效低噪音轴流式 High Efficiency Low Noise Axial Fan			
	数量 QTY	PCS	1	2	2	
	功率 Power	W	65	65×2	90×2	
连接规格 Pipe Connection	液管 Liquid Line	mm	Φ12.7	Φ12.7	Φ22.23	
	气管 Gas Line	mm	Φ15.88	Φ19.05	Φ28.58	
机组电源线 Unit power line		mm	2.5mm <sup>2</sup> ×5	4.0mm <sup>2</sup> ×5	6.0mm <sup>2</sup> ×5	
噪音 Noise		dB(A)	65	66	68	
外形尺寸(长×深×高) Dimensions(L×D×H)		mm	1072×460×868	1086×460×1413	1293×500×1563	
包装尺寸(长×深×高) Packing Dimensions(L×D×H)		mm	1160×540×1030	1176.8×530×1585.2	1354×570×1735.2	
机器重量 Net Weight		kg	105	139	238	

注:

1. 名义工况: 环境温度: 32°C, 冷库温度: -18°C;
2. 名义工况功率为压缩机功率、风机功率和控制系统功率的总和;
3. 机组参数会因产品的改良而有所变化, 恕不另行通知, 具体数据请以产品铭牌为准;

Note:

1. Nominal working condition: Ambient temperature 32°C, cold room temperature: -18°C;
2. The power of nominal working condition is the sum of the power of compressor, fan and control system;
3. The parameters will be changed without further notice due to product improvement, the detail data please refer to our product nameplate.

## 铝排机组

### Aluminium Tube Row Refrigeration Unit

#### 中温机技术参数表(顶出风系列)

Med-temperature series technical parameters(top exhausting)

			DCF100AM -LF6	DCF150AM -LF6	DCF200AM -LF6	DCF300AM -LF6	
机组制冷量 Cooling Capacity	库温 °C Room Temp.	8	W	25448	33421	53420	76842
		0	W	19909	27676	39561	60051
		-10	W	13510	19905	32543	49998
		-18	W	10454	15162	24143	37521
		-20	W	9457	12498	17854	25500
名义工况功率 Nominal Power		W	9541	12314	16387	24965	
适用库温范围 Room Temp. Range		°C	-20 ~ 10				
电源规格 Power Supply			380V/3N~/50Hz				
制冷剂 Refrigerant			R507				
压缩机 Compressor	型式 Type		全封闭涡旋 Hermetic scroll				
	匹数 Horse Power	HP	10	15	20	30	
冷凝风机 Condenser Fan	类型 Type		高效低噪音轴流式 High Efficiency Low Noise Axial Fan				
	数量 QTY	PCS	2				
	功率 Power	W	820×2	820×2	850×2	1000×2	
连接规格 Pipe Connection	液管 Liquid Line	mm	Φ22.23	Φ22.23	Φ22.23	Φ22.23	
	气管 Gas Line	mm	Φ28.58	Φ34.93	Φ34.93	Φ41.28	
噪音 Noise		dB(A)	71	72	80	80	
外形尺寸(长×深×高) Dimensions(L×D×H)		mm	1538×858×1544.5		1771×1033.5×1789	1861×1078×1946.7	
包装尺寸(长×深×高) Packing Dimensions(L×D×H)		mm	1709×954×1723.5		1942×1129.5×1908.5	2032×1174.5×2126	
机器重量 Net Weight		kg	230	235	450	475	

注:

1. 名义工况: 环境温度: 32°C, 冷库温度: 0°C;
2. 名义工况功率为压缩机功率、风机功率和控制系统功率的总和;
3. 机组参数会因产品的改良而有所变化, 恕不另行通知, 具体数据请以产品铭牌为准;

Note:

1. Nominal working condition: Ambient temperature 32°C, cold room temperature: 0°C;
2. The power of nominal working condition is the sum of the power of compressor, fan and control system;
3. The parameters will be changed without further notice due to product improvement, the detail data please refer to our product nameplate.

## 铝排机组

### Aluminium Tube Row Refrigeration Unit

#### 低温机技术参数表(顶出风系列)

Low-temperature series technical parameters(top exhausting)

型号 Model			DCF100AL -LF6	DCF150AL -LF6	DCF200AL -LF6	DCF300AL -LF6	
机组制冷量 Cooling Capacity	库温 °C Room Temp.	0	W	21448	31827	50350	69952
		-10	W	15691	22890	30560	53254
		-18	W	11953	17436	23310	35027
		-25	W	9220	13981	17988	27200
		-30	W	6440	9394	15035	19498
名义工况功率 Nominal Power		W	8500	11574	13500	19260	
适用库温范围 Room Temp. Range		°C	-30 ~ 0				
电源规格 Power Supply			380V/3N~/50Hz				
制冷剂 Refrigerant			R507				
压缩机 Compressor	型式 Type		全封闭涡旋 (带喷气增焓) Hermetic Scroll (with EVI)				
	匹数 Horse Power	HP	10	15	20	30	
冷凝风机 Condenser Fan	类型 Type		高效低噪音轴流式 High Efficiency Low Noise Axial Fan				
	数量 QTY	台	2				
	功率 Power	W	820×2	820×2	850×2	1000×2	
连接规格 Pipe Connection	液管 Liquid Line	mm	Φ22.23	Φ22.23	Φ22.23	Φ22.23	
	气管 Gas Line	mm	Φ28.58	Φ34.93	Φ34.93	Φ41.28	
噪音 Noise		dB(A)	71	72	80	80	
外形尺寸(长×深×高) Dimensions(L×D×H)		mm	1538×858×1544.5		1771×1033.5×1789	1861×1078.5×1946.7	
包装尺寸(长×深×高) Packing Dimensions(L×D×H)		mm	1709×954×1723.5		1942×1129.5×1908.5	2032×1174.5×2126	
机器重量 Net Weight		kg	230	235	450	475	

注:

1. 名义工况: 环境温度: 32°C, 冷库温度: -18°C;
2. 名义工况功率为压缩机功率、风机功率和控制系统功率的总和;
3. 机组参数会因产品的改良而有所变化, 恕不另行通知, 具体数据请以产品铭牌为准。

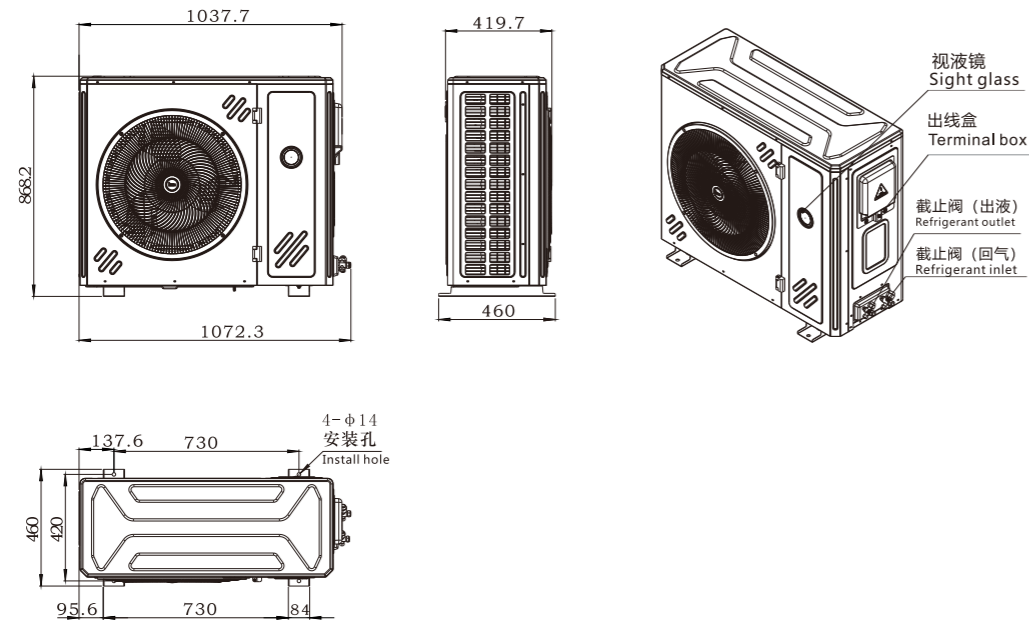
Note:

1. Nominal working condition: Ambient temperature 32°C, cold room temperature: -18°C;
2. The power of nominal working condition is the sum of the power of compressor, fan and control system;
3. The parameters will be changed without further notice due to product improvement, the detail data please refer to our product nameplate.

### 中温/低温主机外形尺寸图(侧出风系列)

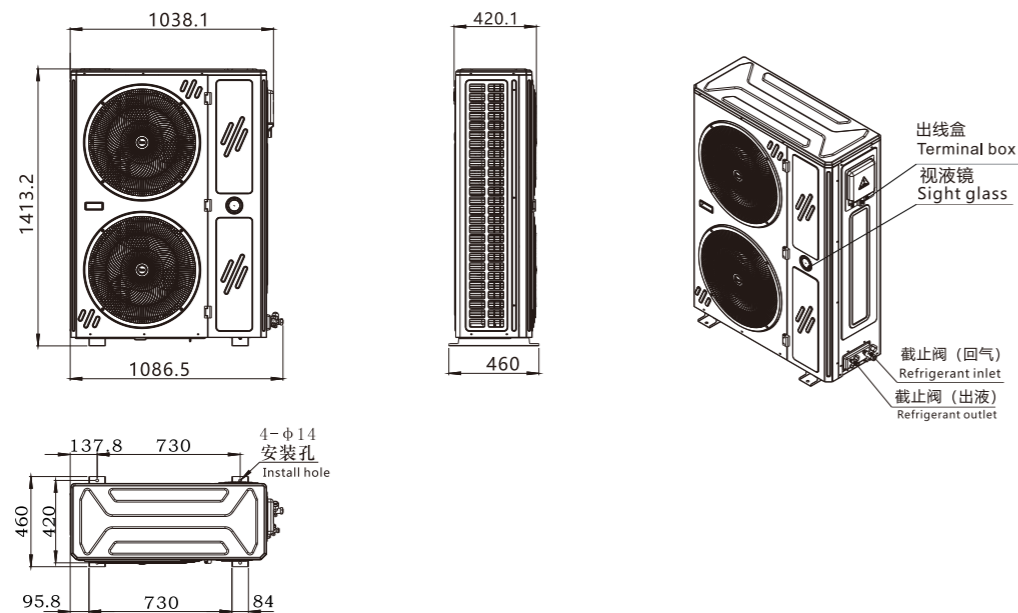
Mid./Low temp. condensing unit dimension figures (side exhausting)

Model: DCF020~040AM-CG6; DCF020~040AL-CG6  
DCF020~040AM-LG6; DCF020~040AL-LG6



单位(unit):mm

Model: DCF050~060AM-CG6; DCF050~060AL-CG6  
DCF050~060AM-LG6; DCF050~060AL-LG6

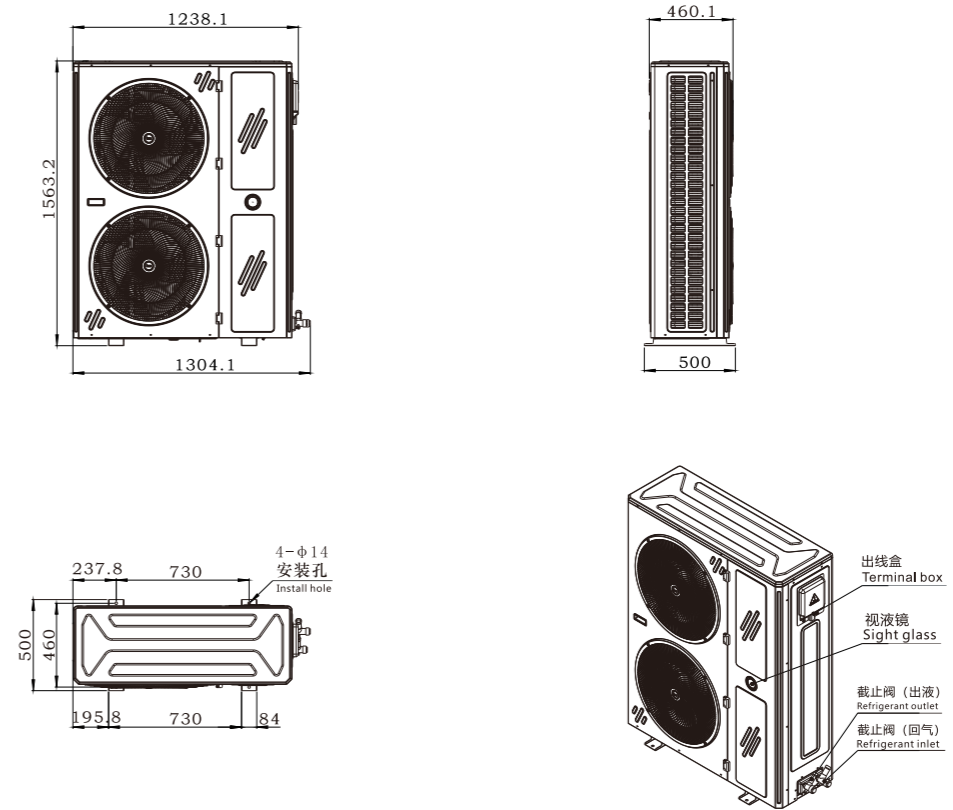


单位(unit):mm

### 中温/低温主机外形尺寸图(侧出风系列)

Mid./Low temp. condensing unit dimension figures (side exhausting)

Model: DCF070~100AM-CG6; DCF070~100AL-CG6  
DCF070~100AM-LG6; DCF070~100AL-LG6

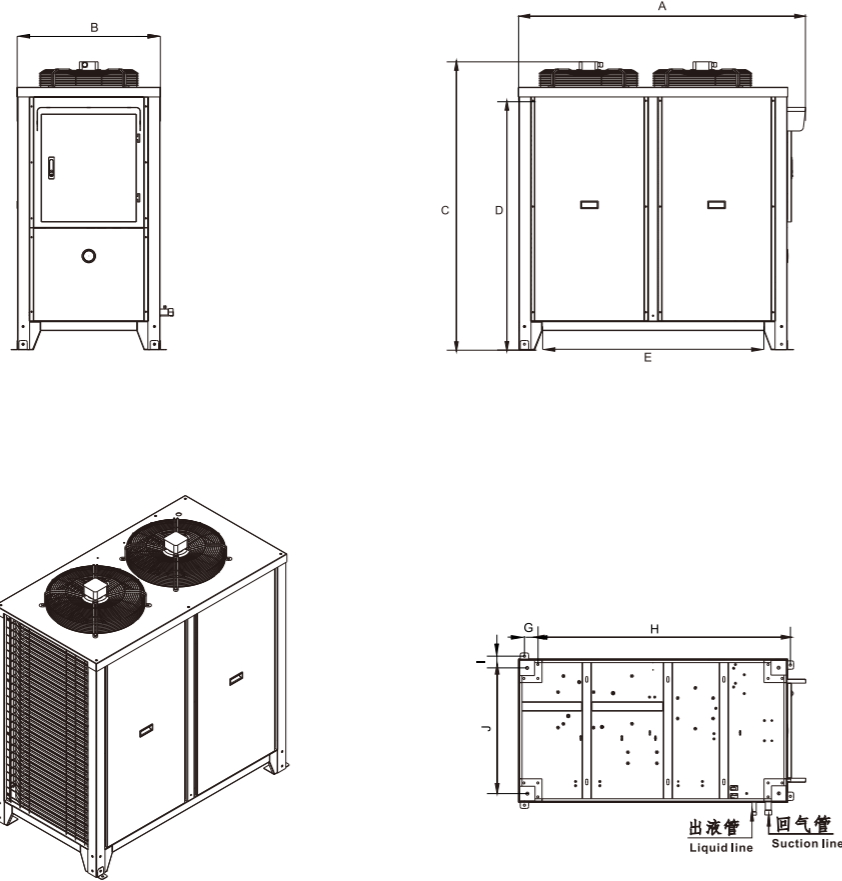


单位(unit):mm

## 中温/低温主机外形尺寸图(顶出风系列)

Mid./Low temp. condensing unit dimension figures (top exhausting)

Model: DCF040~300AM-CF6 DCF040~300AL-CF6  
DCF100~300AM-LF6 DCF100~300AL-LF6



单位 (unit) : mm

MODEL	A	B	C	D	E	F	G	H	I	J	出液管 Liquid line	回气管 Suction line
DCF040AM-CF6 DCF040AL-CF6	1181	660	1092.5	1008	850	58	62	978	65	483	φ12.7	φ15.88
DCF050AM-CF6 DCF050AL-CF6	1181	660	1092.5	1207	850	67	62	1137	65	556	φ12.7	φ19.05
DCF060AM-CF6 DCF060AL-CF6	1264	682.5	1293	1207	1009	66	62	1137	65	556	φ12.7	φ19.05
DCF070AM-CF6 DCF070AL-CF6	1264	682.5	1293	1207	1009	66	62	1137	65	556	φ15.88	φ22.23
DCF080AM-CF6 DCF080AL-CF6	1264	682.5	1293	1207	1009	66	62	1137	65	556	φ15.88	φ22.23
DCF100AM-CF6 DCF100AL-CF6 DCF100AM-LF6 DCF100AL-LF6	1538	858	1544	1407	1190	91	47.4	1348	49	674	φ22.23	φ28.58
DCF120AM-CF6 DCF120AL-CF6	1538	858	1544	1407	1190	91	47.4	1348	49	674	φ22.23	φ34.93
DCF150AM-CF6 DCF150AL-CF6 DCF150AM-LF6 DCF150AL-LF6	1538	858	1544	1407	1190	91	47.4	1348	49	674	φ22.23	φ34.93
DCF200AM-CF6 DCF200AL-CF6 DCF200AM-LF6 DCF200AL-LF6	1844.8	1033.5	1789	1738	1496	93.5	59.5	1623	62.5	818	φ22.23	φ34.93
DCF250AM-CF6 DCF250AL-CF6	1844.8	1033.5	1789	1738	1496	93.5	59.5	1623	62.5	818	φ22.23	φ34.93
DCF300AM-CF6 DCF300AL-CF6 DCF300AM-LF6 DCF300AL-LF6	1934.8	1078.5	1789	1738	1586	93.5	59.5	1713	62.5	863	φ22.23	φ41.28

## 领鲜版

## FRESH NAVIGATOR SERIES



## 技术特点及优势

### TECHNICAL CHARACTERISTICS & ADVANTAGES

- 自主研发数码管温控显示;
  - 相序检测及故障告警;
  - 压缩机最小停机时间保护;
  - 冷凝风机多档调速;
  - 电流显示及故障告警;
  - 高、低压压力显示及故障告警;
  - 适用库温范围: 中温 (-20~10℃), 低温 (-30~0℃);
  - 默认低压启停, 或者由外部开关信号或交流信号控制机组启停 (任选一种即可)。
- 
- Independent research and development of digital LED temperature control display;
  - Phase sequence detection and fault alarm;
  - Compressor minimum outage time protection;
  - Multi-speed speed regulation of condenser fan;
  - Current display and fault alarm;
  - High and low pressure display and fault alarm;
  - Applicable storage temperature range: medium temperature (-20~10℃), low temperature (-30~0℃);
  - The default low-pressure start and stop, or the start and stop controlled by an external switch signal or AC signal (choose one)

## 领鲜版中温机技术参数表（侧出风系列）

Med-temperature series technical parameters(side exhausting)

型号 Model			DCF020AM -DG6	DCF030AM -DG6	DCF040AM -DG6	DCF050AM -DG6	DCF060AM -DG6	DCF070AM -DG6	DCF080AM -DG6	DCF100AM -DG6	
机组制冷量 Cooling Capacity	库温 °C Room Temp.	8 W	5319	7697	11251	13791	16356	17794	20786	28659	
		0 W	3723	5388	7876	9653	11449	12466	14562	20078	
		-10 W	2507	3628	5303	6500	7709	8527	9960	13733	
		-18 W	2026	2932	4286	5253	6230	6953	8122	11199	
		-20 W	1545	2236	3268	4006	4751	5577	6515	8983	
名义工况功率 Nominal Power		W	1674	2325	3197	3970	4720	5359	5932	9214	
适用库温范围 Room Temp. Range		°C	-20~10								
适用环境温度 Ambient Temp. range		°C	-10~43								
电源规格 Power Supply			380V/3N~/50Hz (220V~/50Hz 可选 Optional)				380V/3N~/50Hz				
制冷剂 Refrigerant			R507								
压缩机 Compressor	类型 Type		全封闭涡旋 Hermetic scroll								
	匹数 Horse Power	HP	2	3	4	5	6	7	8	10	
冷凝风机 Condenser Fan	类型 Type		高效低噪音轴流式 High Efficiency Low Noise Axial Fan								
	数量 QTY	pcs	1				2				
	功率 Power	W	65	65	65	65×2	65×2	90×2	90×2	90×2	
连接规格 Pipe Connection	液管 Liquid Line	mm	Φ9.52	Φ12.7	Φ12.7	Φ12.7	Φ12.7	Φ15.88	Φ15.88	Φ22.23	
	气管 Gas Line	mm	Φ12.7	Φ15.88	Φ15.88	Φ19.05	Φ19.05	Φ22.23	Φ22.23	Φ28.58	
噪音 Noise		dB(A)	65	65	65	66	66	68	68	68	
外形尺寸(长×深×高) Dimensions(L×D×H)		mm	1072×460×868				1086×460×1413		1293×500×1563		
机器重量 Net Weight		kg	98	105	108	136	145	170	189	207	

注:

1. 名义工况: 环境温度: 32°C, 冷库温度: 0°C;
2. 名义工况功率为压缩机功率、风机功率和控制系统功率的总和;
3. 机组参数会因产品的改良而有所变化, 恕不另行通知, 具体数据请以产品铭牌为准;

Note:

1. Nominal working condition: Ambient temperature 32°C, cold room temperature: 0 °C.
2. The power of nominal working condition is the sum of the power of compressor, fan and control system;
3. The parameters will be changed without further notice due to product improvement, the detail data please refer to our product nameplate.

## 领鲜版低温机技术参数表（侧出风系列）

Low-temperature series technical parameters(side exhausting)

型号Model			DCF020AL -DG6	DCF030AL -DG6	DCF040AL -DG6	DCF050AL -DG6	DCF060AL -DG6	DCF070AL -DG6	DCF080AL -DG6	DCF100AL -DG6	
机组制冷量 Cooling Capacity	库温°C Room Temp.	0 W	4531	6141	9556	11657	14082	14336	15263	20755	
		-10 W	3059	4208	6643	8141	9871	10398	11070	15054	
		-18 W	2459	3419	5455	6708	8154	8760	9326	12682	
		-25 W	1519	2185	3595	4463	5465	5983	6370	8662	
		-30 W	1159	1711	2881	3601	4433	4779	5088	6919	
		名义工况功率 Nominal Power		W	1840	2402	3334	4069	4666	5025	5311
适用库温范围 Room Temp. Range		°C	-30~0								
适用环境温度 Ambient Temp. range		°C	-10~43								
电源规格 Power Supply			380V/3N~/50Hz (220V~/50Hz 可选 Optional)				380V/3N~/50Hz				
制冷剂 Refrigerant			R507								
压缩机 Compressor	类型 Type		全封闭涡旋 (喷液冷却) Hermetic Scroll (with ELI)					半封闭涡旋 (喷液冷却) Semi-hermetic Scroll(with ELI)			
	匹数 Horse Power	HP	2	3	4	5	6	7	8	10	
冷凝风机 Condenser Fan	类型 Type		高效低噪音轴流式 High Efficiency Low Noise Axial Fan								
	数量 QTY	pcs	1				2				
	功率 Power	W	65	65	65	65×2	65×2	90×2	90×2	90×2	
连接规格 Pipe Connection	液管 Liquid Line	mm	Φ9.52	Φ12.7	Φ12.7	Φ12.7	Φ12.7	Φ15.88	Φ15.88	Φ22.23	
	气管 Gas Line	mm	Φ12.7	Φ15.88	Φ19.05	Φ19.05	Φ19.05	Φ19.05	Φ22.23	Φ28.58	
噪音 Noise		dB(A)	65	65	65	66	66	68	68	68	
外形尺寸(长×深×高) Dimensions(L×D×H)		mm	1072×460×868				1086×460×1413		1293×500×1563		
机器重量 Net Weight		kg	98	105	108	139	145	175	226	238	

注:

1. 名义工况: 环境温度: 32°C, 冷库温度: -18°C;
2. 名义工况功率为压缩机功率、风机功率和控制系统功率的总和;
3. 机组参数会因产品的改良而有所变化, 恕不另行通知, 具体数据请以产品铭牌为准;

Note:

1. Nominal working condition: Ambient temperature 32°C, cold room temperature: -18 °C.
2. The power of nominal working condition is the sum of the power of compressor, fan and control system;
3. The parameters will be changed without further notice due to product improvement, the detail data please refer to our product nameplate.

## 领鲜版中温机技术参数表（顶出风系列）

Med-temperature series technical parameters(top exhausting)

型号 Model			DCF040AM -DF6	DCF050AM -DF6	DCF060AM -DF6	DCF070AM -DF6	DCF080AM -DF6	DCF100AM -DF6	
机组制冷量 Cooling Capacity	库温 °C Room Temp.	8	W	10178	12680	15077	16430	19463	25448
		0	W	7853	9920	11387	12678	15228	19909
		-10	W	4902	6731	7829	8527	10333	13510
		-18	W	3986	5457	5588	6953	7996	10454
		-20	W	3177	4215	4852	5577	7233	9457
名义工况功率 Nominal Power		W	3323	4050	4343	5756	7380	9741	
适用库温范围 Room Temp. Range		°C	-20~10						
电源规格 Power Supply			380V/3N~/50Hz						
制冷剂 Refrigerant			R507						
压缩机 Compressor	型式 Type		全封闭涡旋 Hermetic scroll						
	匹数 Horse Power	HP	4	5	6	7	8	10	
冷凝风机 Condenser Fan	类型 Type		高效低噪音轴流式 High Efficiency Low Noise Axial Fan						
	数量 QTY	PCS	2	2	2	2	2	2	
	功率 Power	W	130×2	130×2	160×2	160×2	160×2	820×2	
连接规格 Pipe Connection	液管 Liquid Line	mm	Φ12.7	Φ12.7	Φ12.7	Φ15.88	Φ15.88	Φ22.23	
	气管 Gas Line	mm	Φ15.88	Φ19.05	Φ19.05	Φ22.23	Φ22.23	Φ28.58	
机组电源线 Unit power cord		mm	4.0mm <sup>2</sup> ×5	4.0mm <sup>2</sup> ×5	6.0mm <sup>2</sup> ×5	6.0mm <sup>2</sup> ×5	6.0mm <sup>2</sup> ×5	6.0mm <sup>2</sup> ×5	
噪音 Noise		dB(A)	65	66	66	68	70	71	
外形尺寸(长×深×高) Dimensions(L×D×H)		mm	1181×660×1092.5			1264×743.5×1293		1538×858×1544.5	
包装尺寸(长×深×高) Packing Dimensions(L×D×H)		mm	1352×756×1271			1435×839.5×1472		1709×954×1723.5	
机器净重/毛重 Net /Gross Weight		kg	104/154	109/159	150/200	155/205	160/210	230/303	

注:

1. 名义工况: 环境温度: 32°C, 冷库温度: 0°C;
2. 名义工况功率为压缩机功率、风机功率和控制系统功率的总和;
3. 机组参数会因产品的改良而有所变化, 恕不另行通知, 具体数据请以产品铭牌为准;

Note:

1. Nominal working condition: Ambient temperature 32°C, cold room temperature: 0 °C.
2. The power of nominal working condition is the sum of the power of compressor, fan and control system;
3. The parameters will be changed without further notice due to product improvement, the detail data please refer to our product nameplate.

## 领鲜版中温机技术参数表（顶出风系列）

Med-temperature series technical parameters(top exhausting)

型号 Model			DCF120AM -DF6	DCF150AM -DF6	DCF200AM -DF6	DCF250AM -DF6	DCF300AM -DF6	
机组制冷量 Cooling Capacity	库温 °C Room Temp.	8	W	29494	33421	53420	64154	76842
		0	W	23075	27676	39561	50246	60051
		-10	W	15657	19905	32543	41253	49998
		-18	W	12116	15162	24143	30987	37521
		-20	W	10960	12498	17854	22250	25500
名义工况功率 Nominal Power		W	10610	12314	16387	20758	24965	
适用库温范围 Room Temp. Range		°C	-20~10					
电源规格 Power Supply			380V/3N~/50Hz					
制冷剂 Refrigerant			R507					
压缩机 Compressor	型式 Type		全封闭涡旋 Hermetic scroll					
	匹数 Horse Power	HP	12	15	20	25	30	
冷凝风机 Condenser Fan	类型 Type		高效低噪音轴流式 High Efficiency Low Noise Axial Fan					
	数量 QTY	PCS	2	2	2	2	2	
	功率 Power	W	820×2	820×2	850×2	850×2	1000×2	
连接规格 Pipe Connection	液管 Liquid Line	mm	Φ22.23	Φ22.23	Φ22.23	Φ22.23	Φ22.23	
	气管 Gas Line	mm	Φ34.93	Φ34.93	Φ34.93	Φ34.93	Φ41.28	
机组电源线 Unit power cord		mm	10mm <sup>2</sup> ×5	10mm <sup>2</sup> ×5	16mm <sup>2</sup> ×5	16mm <sup>2</sup> ×5	25mm <sup>2</sup> ×5	
噪音 Noise		dB(A)	71	72	80	80	80	
外形尺寸(长×深×高) Dimensions(L×D×H)		mm	1538×858×1544.5		1771×1033.5×1789		1861×1078.5×1789	
包装尺寸(长×深×高) Packing Dimensions(L×D×H)		mm	1709×954×1723.5		1942×1129.5×1968.5		2032×1174.5×2126	
机器净重/毛重 Net /Gross Weight		kg	230/303	235/308	450/500	455/505	475/525	

注:

1. 名义工况: 环境温度: 32°C, 冷库温度: 0°C;
2. 名义工况功率为压缩机功率、风机功率和控制系统功率的总和;
3. 机组参数会因产品的改良而有所变化, 恕不另行通知, 具体数据请以产品铭牌为准;

Note:

1. Nominal working condition: Ambient temperature 32°C, cold room temperature: 0 °C.
2. The power of nominal working condition is the sum of the power of compressor, fan and control system;
3. The parameters will be changed without further notice due to product improvement, the detail data please refer to our product nameplate.

## 领鲜版低温机技术参数表（顶出风系列）

### Low-temperature series technical parameters(top exhausting)

型号 Model			DCF040AL -DF6	DCF050AL -DF6	DCF060AL -DF6	DCF070AL -DF6	DCF080AL -DF6	DCF100AL -DF6	
机组制冷量 Cooling Capacity	库温 °C Room Temp.	0	W	10585	11795	12720	14594	15773	21448
		-10	W	7034	8576	9249	9799	11539	15691
		-18	W	5924	7230	7797	8256	8790	11953
		-25	W	4129	5473	5902	6572	6780	9220
		-35	W	3379	4590	4950	5260	4736	6440
名义工况功率 Nominal Power		W	3555	4260	4930	5187	6350	8500	
适用库温范围 Room Temp. Range		°C	-30~0						
电源规格 Power Supply			380V/3N~/50Hz						
制冷剂 Refrigerant			R507						
压缩机 Compressor	型式 Type		全封闭涡旋（喷液冷却） Hermetic scroll (with ELI)						
	匹数 Horse Power	HP	4	5	6	7	8	10	
冷凝风机 Condenser Fan	类型 Type		高效低噪音轴流式 High Efficiency Low Noise Axial Fan						
	数量 QTY	台	2						
	功率 Power	W	130×2	130×2	160×2	160×2	160×2	820×2	
连接规格 Pipe Connection	液管 Liquid Line	mm	Φ12.7	Φ12.7	Φ12.7	Φ15.88	Φ15.88	Φ22.23	
	气管 Gas Line	mm	Φ15.88	Φ19.05	Φ19.05	Φ22.23	Φ22.23	Φ28.58	
机组电源线 Unit power cord		mm	4.0mm <sup>2</sup> ×5		6.0mm <sup>2</sup> ×5	6.0mm <sup>2</sup> ×5	6.0mm <sup>2</sup> ×5	6.0mm <sup>2</sup> ×5	
噪音 Noise		dB(A)	65	66	66	68	70	71	
外形尺寸(长×深×高) Dimensions(L×D×H)		mm	1181×660×1092.5		1264×743.5×1293			1538×858×1544.5	
包装尺寸(长×深×高) Packing Dimensions(L×D×H)		mm	1352×756×1271		1435×839.5×1472			1709×954×1723.5	
机器净重/毛重 Net /Gross Weight		kg	104/154	109/159	150/200	155/205	160/210	230/303	

注：

- 1、名义工况：环境温度：32℃，冷库温度：-18℃；
- 2、名义工况功率为压缩机功率、风机功率和控制系统功率的总和；
- 3、机组参数会因产品的改良而有所变化，恕不另行通知，具体数据请以产品铭牌为准；

Note:

- 1.Nominal working condition: Ambient temperature 32℃, cold room temperature : -18 ℃.
- 2.The power of nominal working condition is the sum of the power of compressor, fan and control system;
- 3.The parameters will be changed without further notice due to product improvement, the detail data please refer to our product nameplate.

## 领鲜版低温机技术参数表（顶出风系列）

### Low-temperature series technical parameters(top exhausting)

型号 Model			DCF120AL -DF6	DCF150AL -DF6	DCF200AL -DF6	DCF250AL -DF6	DCF300AL -DF6	
机组制冷量 Cooling Capacity	库温 °C Room Temp.	0	W	24249	31827	50350	60350	69952
		-10	W	17740	22890	30560	42021	53254
		-18	W	13514	17436	23310	30721	35027
		-25	W	10424	13981	17988	22507	27200
		-35	W	7281	9394	15035	17230	19498
名义工况功率 Nominal Power		W	9500	11574	13500	17350	19260	
适用库温范围 Room Temp. Range		°C	-30~0					
电源规格 Power Supply			380V/3N~/50Hz					
制冷剂 Refrigerant			R507					
压缩机 Compressor	型式 Type		全封闭涡旋（喷液冷却） Hermetic scroll (with ELI)					
	匹数 Horse Power	HP	12	15	20	25	30	
冷凝风机 Condenser Fan	类型 Type		高效低噪音轴流式 High Efficiency Low Noise Axial Fan					
	数量 QTY	台	2					
	功率 Power	W	820×2	820×2	850×2	850×2	1000×2	
连接规格 Pipe Connection	液管 Liquid Line	mm	Φ22.23	Φ22.23	Φ22.23	Φ22.23	Φ22.23	
	气管 Gas Line	mm	Φ34.93	Φ34.93	Φ34.93	Φ34.93	Φ41.28	
机组电源线 Unit power cord		mm	10mm <sup>2</sup> ×5	10mm <sup>2</sup> ×5	16mm <sup>2</sup> ×5	16mm <sup>2</sup> ×5	25mm <sup>2</sup> ×5	
噪音 Noise		dB(A)	71	72	80	80	80	
外形尺寸(长×深×高) Dimensions(L×D×H)		mm	1538×858×1544.5		1771×1033.5×1789		1861×1078.5×1789	
包装尺寸(长×深×高) Packing Dimensions(L×D×H)		mm	1709×954×1723.5		1942×1129.5×1968.5		2032×1174.5×2126	
机器净重/毛重 Net /Gross Weight		kg	250/340	260/350	450/500	460/510	475/525	

注：

- 1、名义工况：环境温度：32℃，冷库温度：-18℃；
- 2、名义工况功率为压缩机功率、风机功率和控制系统功率的总和；
- 3、机组参数会因产品的改良而有所变化，恕不另行通知，具体数据请以产品铭牌为准；

Note:

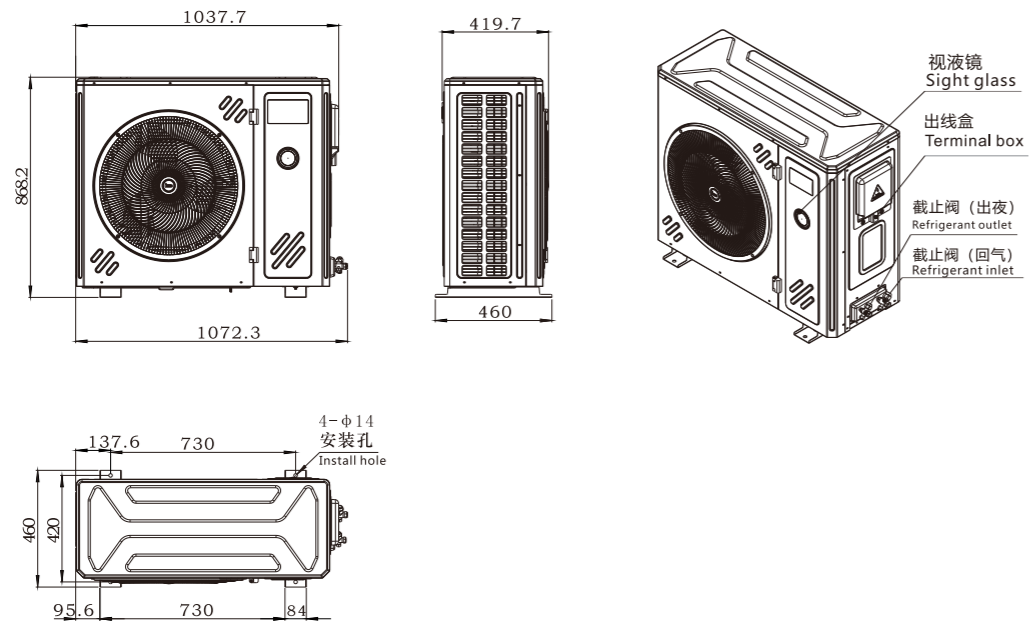
- 1.Nominal working condition: Ambient temperature 32℃, cold room temperature : -18 ℃.
- 2.The power of nominal working condition is the sum of the power of compressor, fan and control system;
- 3.The parameters will be changed without further notice due to product improvement, the detail data please refer to our product nameplate.

### 领鲜版中温/低温主机外形尺寸图(侧出风系列)

Mid./Low temp. condensing unit dimension figures (side exhausting)

Model: DCF020~040AM-DG6 DCF020~040AL-DG6

单位(unit):mm

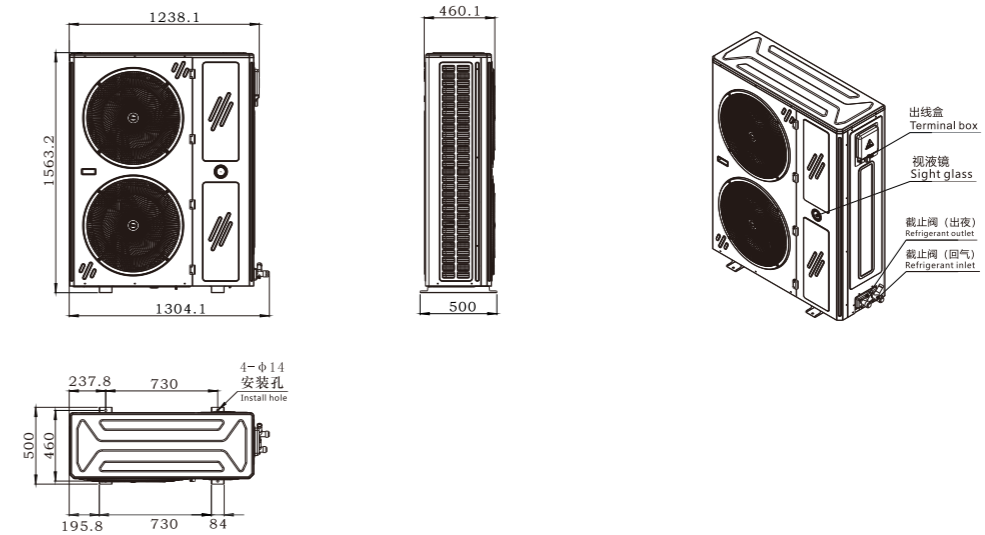


### 领鲜版中温/低温主机外形尺寸图(侧出风系列)

Mid./Low temp. condensing unit dimension figures (side exhausting)

Model: DCF070~100AM-DG6 DCF070~100AL-DG6

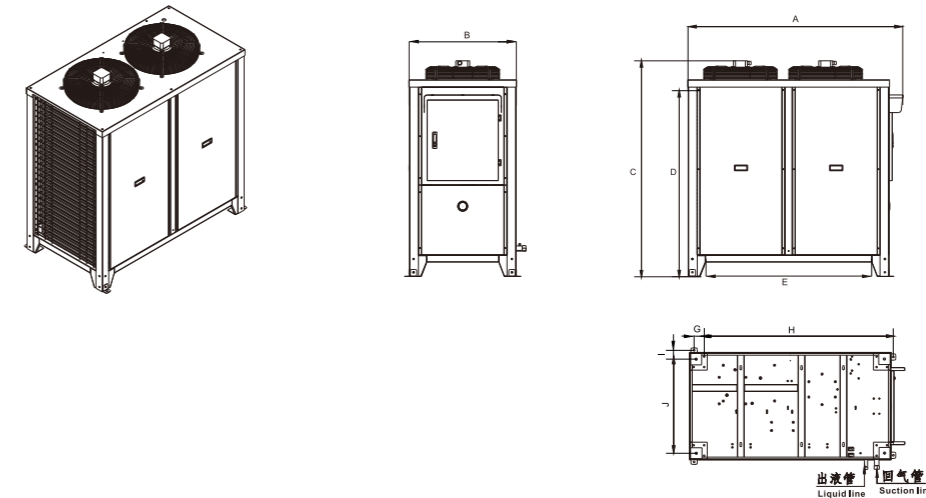
单位(unit):mm



### 领鲜版中温/低温主机外形尺寸图(顶出风系列)

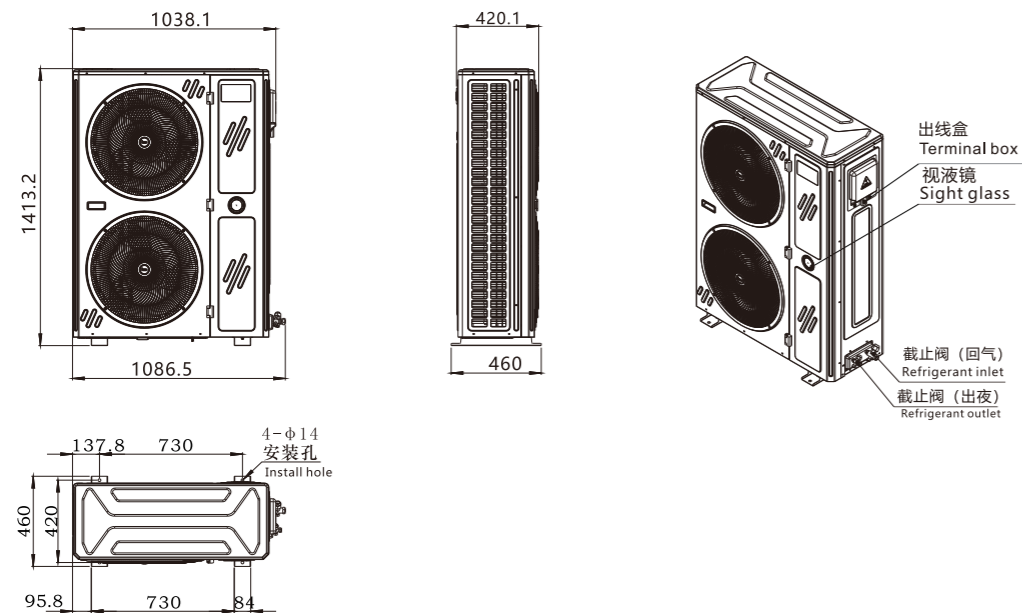
Mid./Low-temperature Units Dimensions

Model: DCF040~300AM-CF6 DCF040~300AL-CF6



Model: DCF050~060AM-DG6 DCF050~060AL-DG6

单位(unit):mm



单位 (unit) : mm

MODEL	A	B	C	D	E	F	G	H	I	J	出液管 Liquid line	回气管 Suction line
DCF040AM-CF6 DCF040AL-CF6	1181	660	1092.5	1008	850	58	62	978	65	483	Φ12.7	Φ15.88
DCF050AM-CF6 DCF050AL-CF6	1181	660	1092.5	1008	850	58	62	978	65	483	Φ12.7	Φ19.05
DCF060AM-CF6 DCF060AL-CF6	1264	743.5	1293	1207	1009	66	62	1137	65	556	Φ12.7	Φ19.05
DCF070AM-CF6 DCF070AL-CF6	1264	743.5	1293	1207	1009	66	62	1137	65	556	Φ15.88	Φ22.23
DCF080AM-CF6 DCF080AL-CF6	1264	743.5	1293	1207	1009	66	62	1137	65	556	Φ15.88	Φ22.23
DCF100AM-CF6 DCF100AL-CF6	1538	858	1544	1407	1190	91	47.4	1348	49	674	Φ22.23	Φ28.58
DCF120AM-CF6 DCF120AL-CF6	1538	858	1544	1407	1190	91	47.4	1348	49	674	Φ22.23	Φ34.93
DCF150AM-CF6 DCF150AL-CF6	1538	858	1544	1407	1190	91	47.4	1348	49	674	Φ22.23	Φ34.93
DCF200AM-CF6 DCF200AL-CF6	1844.8	1033.5	1789	1738	1496	93.5	59.5	1623	62.5	818	Φ22.23	Φ34.93
DCF250AM-CF6 DCF250AL-CF6	1844.8	1033.5	1789	1738	1496	93.5	59.5	1623	62.5	818	Φ22.23	Φ34.93
DCF300AM-CF6 DCF300AL-CF6	1934.8	1078.5	1789	1738	1586	93.5	59.5	1713	62.5	863	Φ22.23	Φ41.28

# 水冷式机组

## WATER-COOLED CONDENSING UNIT



### 技术特点及优势

#### TECHNICAL CHARACTERISTICS & ADVANTAGES

- 机组采用行业领先技术，豪华配置。
- 电子膨胀阀模糊控制，冷库降温快，制冷效率高！
- 家用空调式安装（出厂冷媒预充注），简便无需资深安装技师。
- 智能按需热气化霜，配套东露阳热气化霜型冷风机，化霜时间短（减少约70%），大幅节能（耗能降低约80%），库内温升小（5℃~7℃，传统机组12℃~15℃）。
- 全智能（集中，模块）控制系统，开机自检除错，免调试。远程监控维护模块可选。
- 自主提供维护建议和故障诊断（显示故障原因提示及建议处理方法），简化调试维护工作。
- 实现对机组和压缩机全面保护，确保压缩机长期运行的稳定性。
- 完整配置，无需另加阀件、控制箱。
- 钣金机箱可全开，维护检修非常简便。
- The units used the most advanced technology in the world, luxury configuration.
- Electronic expansion valve control, cooling fast, high efficiency.
- Household air-conditioning installation (refrigerant precharged), it is not need senior technician.
- Intelligent hot gas defrost technology, adapted with Doluyo hot gas defrost air cooler. the defrost time short (about 70% reduced), energy saving (about 80% reduced), temperature rising range is small (5℃ ~ 7℃, the traditional unit 12℃ ~ 15℃).
- Full intelligent control system, boot self-diagnosis, free of debugging, Optional remote monitoring maintenance module.
- Automatic recommendations for maintenance and fault diagnosis (show the cause of the problem with troubleshooting tips and advice, maximum simplify maintenance job).
- Maximum protection to the unit and compressor, highest reliability in the industry.
- Complete configuration, no need other valve parts, control cabinet.
- Casing can fully opened, convenient for maintenance.

### 水冷式冷库智能机技术参数表 1

#### Water-cooled Condensing Unit Technical Parameters 1

型号		DCF020WM-CA3	DCF030WM-CA3	DCF050WM-CA3		
机组制冷量 Cooling Capacity	库温 °C Room Temp.	8	W	4890	7077	12680
		0	W	3826	5537	9920
		-10	W	2597	3757	6731
		-18	W	2105	2630	5457
		-20	W	1817	2352	4215
名义工况功率 Nominal Power		W	1600	2300	4050	
适用库温范围 Room Temp. Range		°C	-20~10			
电源规格 Power Supply		380V/3N~/50HZ				
制冷剂 Refrigerant		R404A				
压缩机 Compressor	型式 Type	全封闭涡旋 Hermetic Scroll				
	匹数 Horse Power	HP	2	3	5	
水冷凝器 Water-cooled Condenser	类型 Type	高效罐 High efficiency heat exchanger				
	数量 QTY	pcs	1	1	1	
	换热量 Heat Exchange	kW	7	10	18.5	
	额定水流量 Rated water flow	m <sup>3</sup> /h	1.2	1.8	3.2	
连接规格 Pipe Connection	液管 Liquid Line	mm	Φ9.52	Φ12.7	Φ12.7	
	气管 Gas Line	mm	Φ12.7	Φ15.88	Φ19.05	
噪音 Noise		dB(A)	54	56	60	
进出水口规格 Water Inlet&Outlet		inch	Rc1"			
外形尺寸(长×深×高) Dimensions(L×D×H)		mm	868×566×679	868×566×679	882×566×799	
机器重量 Net Weight		kg	95	98	120	
匹配冷风机 Air Cooler Matching			DAE090R70	DAE120R70	DAE200R70	

注:

1. 名义工况: 进水/出水30℃/35℃, 冷库温度: 0℃;
2. 名义工况功率为压缩机功率和控制系统功率的总和;
3. 机组参数会因产品的改良而有所变化, 恕不另行通知, 具体数据请以产品铭牌为准。
4. 冷风机详细参数请参考P50~58。

Note:

1. Nominal working condition: cooling water inlet and outlet temperature: 30℃ / 35℃, cold room temperature: 0℃.
2. The power of nominal working condition is the sum of the power of compressor and control system;
3. The parameters will be changed without further notice due to product improvement, the detail data please refer to our product nameplate.
4. The specifications for air coolers please refer to the details on page 50~58.

# 水冷式机组

## WATER-COOLED CONDENSING UNIT

# 水冷式机组

## WATER-COOLED CONDENSING UNIT

### 水冷式冷库智能机外形尺寸图

#### WATER-COOLED CONDENSER UNIT DIMENSION FIGURES

Model : DCF020~100WM-CA3

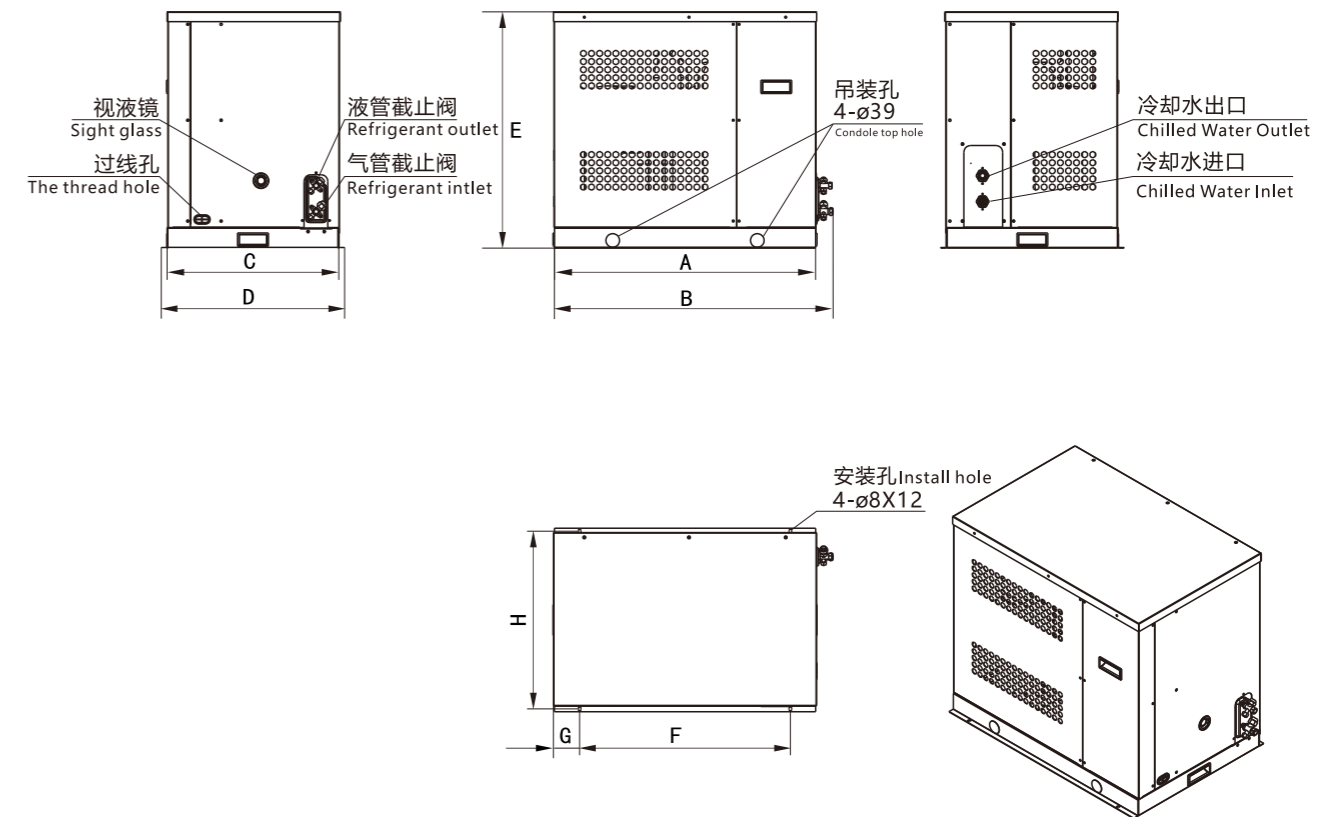
### 水冷式冷库智能机技术参数表 2

Water-cooled Condensing Unit Technical Parameters 2

型号		DCF060WM-CA3	DCF080WM-CA3	DCF100WM-CA3		
机组制冷量 Cooling Capacity	库温 °C Room Temp.	8	W	16356	19463	25448
	0	W	12599	15228	19909	
	-10	W	8567	10333	13510	
	-18	W	6230	7996	10454	
	-20	W	4751	7233	9457	
名义工况功率 Nominal Power		W	4343	7180	9541	
适用库温范围 Room Temp. Range		°C	-20~10			
电源规格 Power Supply		380V/3N~/50HZ				
制冷剂 Refrigerant		R404A				
压缩机 Compressor	型式 Type	全封闭涡旋 Hermetic Scroll				
	匹数 Horse Power	HP	6	8	10	
水冷凝器 Water-cooled Condenser	类型 Type	高效罐 High efficiency heat exchanger				
	数量 QTY	pcs	1	1	1	
	换热热量 Heat Exchange	kW	24	31	36	
	额定水流量 Rated water flow	m³/h	4.2	5.2	6.5	
连接规格 Pipe Connection	液管 Liquid Line	mm	Φ12.7	Φ15.88	Φ22.23	
	气管 Gas Line	mm	Φ19.05	Φ22.23	Φ28.58	
噪音 Noise		dB(A)	60	65	66	
进出水口规格 Water Inlet&Outlet		inch	Rc1"	Rc1"	Rc1-1/4"	
外形尺寸(长×深×高) Dimensions(L×D×H)		mm	907×566×799	988×636×799	1038×636×799	
机器重量 Net Weight		kg	122	174	210	
匹配冷风机 Air Cooler Matching			DAE200R70	DAE310R70	DAE395R70	

- 注:
1. 名义工况: 进水/出水30°C/35°C, 冷库温度: 0°C;
  2. 名义工况功率为压缩机功率和控制系统功率的总和;
  3. 机组参数会因产品的改良而有所变化, 恕不另行通知, 具体数据请以产品铭牌为准。
  4. 冷风机详细参数请参考P50~58。

- Note:
1. Nominal working condition: cooling water inlet and outlet temperature: 30°C / 35°C, cold room temperature: 0 °C.
  2. The power of nominal working condition is the sum of the power of compressor and control system;
  3. The parameters will be changed without further notice due to product improvement, the detail data please refer to our product nameplate.
  4. The specifications for air coolers please refer to the details on page 50~58.



单位 (unit) : mm

Model	A	B	C	D	E	F	G	H
DCF020WM-CA3	806	868	530	566	679	650	78	548
DCF030WM-CA3	806	868	530	566	679	650	78	548
DCF050WM-CA3	806	882	530	566	799	650	78	548
DCF060WM-CA3	831	907	530	566	799	650	90.5	548
DCF080WM-CA3	900	988	600	636	799	650	125	618
DCF100WM-CA3	950	1038	600	636	799	700	125	618

# 冷库侧嵌一体机

## SIDE IN MONOBLOCK



### 技术特点及优势

#### TECHNICAL CHARACTERISTICS & ADVANTAGES

- 一体式设计，嵌入式安装。
- 结构紧凑，安装方便。只需嵌入在冷库侧板预留的相应尺寸窗口，20分钟内即可完成安装。
- 电子膨胀阀模糊控制，降温快，效率高。超宽运行范围，库温 (-25℃ ~ +10℃)。
- 智能热气化霜技术，化霜时间短 (减少约70%)，大幅节能 (能耗降低约80%)，库内温升小 (5℃~7℃，传统机组12℃~15℃)。
- 全智能控制系统，开机自检除错，免调试。无需专业资深安装技师。
- 自主提供维护建议和故障诊断 (显示故障原因提示及建议处理方法)，操作简单，省工省时。
- 室外型防水设计。
- Monoblock design, side in embedded installation.
- Compact structure, easy to install, just embedded in the corresponding size of reserved window on the side panel of the cold room, 20 minutes may finish the installation.
- Electrical expansion valve fuzzy control, cooling fast, high efficiency. Ultra wide operating range (room temperature range: - 25 °C to +10 °C).
- Intelligent hot gas defrost technology, short defrost time (about 70% reduced), energy saving (about 80% reduced), temperature rising range is small (5 °C ~ 7 °C, the traditional unit 12 °C ~ 15 °C).
- Full intelligent control system, boot self diagnosis, free of debugging, not need professional senior installation technician.
- Automatic recommendations for maintenance and fault diagnosis (show the cause of the problem with troubleshooting tips and advice, simple for operation, saving labour and time.
- Outdoor waterproof design.

### 冷库侧嵌一体机技术参数表

#### Side-in Monoblock Technical Parameters

型号 Model			DCF010AM-IC3	DCF020AM-IC3	DCF030AM-IC3	
机组制冷量 Cooling Capacity	库温 °C Room Temp.	-23	W	950	2200	3150
		-20	W	1140	2425	3250
		-15	W	1380	2720	3500
		-10	W	1710	2950	3950
		-5	W	2120	3400	4650
		0	W	2610	4100	5640
		5	W	3180	4850	6700
名义工况功率 Nominal Power			W	1290	1860	2550
适用库温范围 Room Temp. Range			°C	-25 ~ +10		
电源规格 Power Supply				220V~/50Hz		380V/3N~/50Hz 220V~/50Hz (可选) Optional
制冷剂 Refrigerant				R404A		
压缩机 Compressor	型式 Type		转子式 (带喷液冷却) Rotary compressor (with liquid injection)			
	数量 QTY	pcs	1	1	1	
	名义功率 Power	W	1140	1650	2250	
冷凝侧 风机 Condenser Fan	型式 Type		高效低噪音轴流式 High efficiency low noise axial fan			
	数量 QTY	pcs	1	1	2	
	名义功率 Power	W	72	130	72×2	
蒸发侧 风机 Evaporator Fan	型式 Type		高效低噪音轴流式 High efficiency low noise axial fan			
	数量 QTY	pcs	1	1	2	
	名义功率 Power	W	68	72	72×2	
	射程 Air Throw	m	4	6	6	
外形尺寸(长×深×高) Unit Dimensions(L×D×H)			mm	769×500×659	884×610×819	884×858×829
包装尺寸(长×深×高) Packing Dimensions(L×D×H)			mm	884×634×880	1044×754×1047	1130×1030×1110
机器净重/毛重 Net /Gross Weight			kg	67/93	125/161	140/178

注:

1. 名义工况: 环境温度: 32℃, 冷库温度: -18℃;
2. 名义工况功率为压缩机功率、风机功率和控制系统功率的总和;
3. 机组参数会因产品的改良而有所变化, 恕不另行通知, 具体数据请以产品铭牌为准。

Note:

1. Nominal working condition: Ambient temperature 32°C, cold room temperature: -18°C.
2. The power of nominal working condition is the sum of the power of compressor, fan and control system;
3. The parameters will be changed without further notice due to product improvement, the detail data please refer to our product nameplate.

# 冷库侧嵌一体机 SIDE IN MONOBLOCK

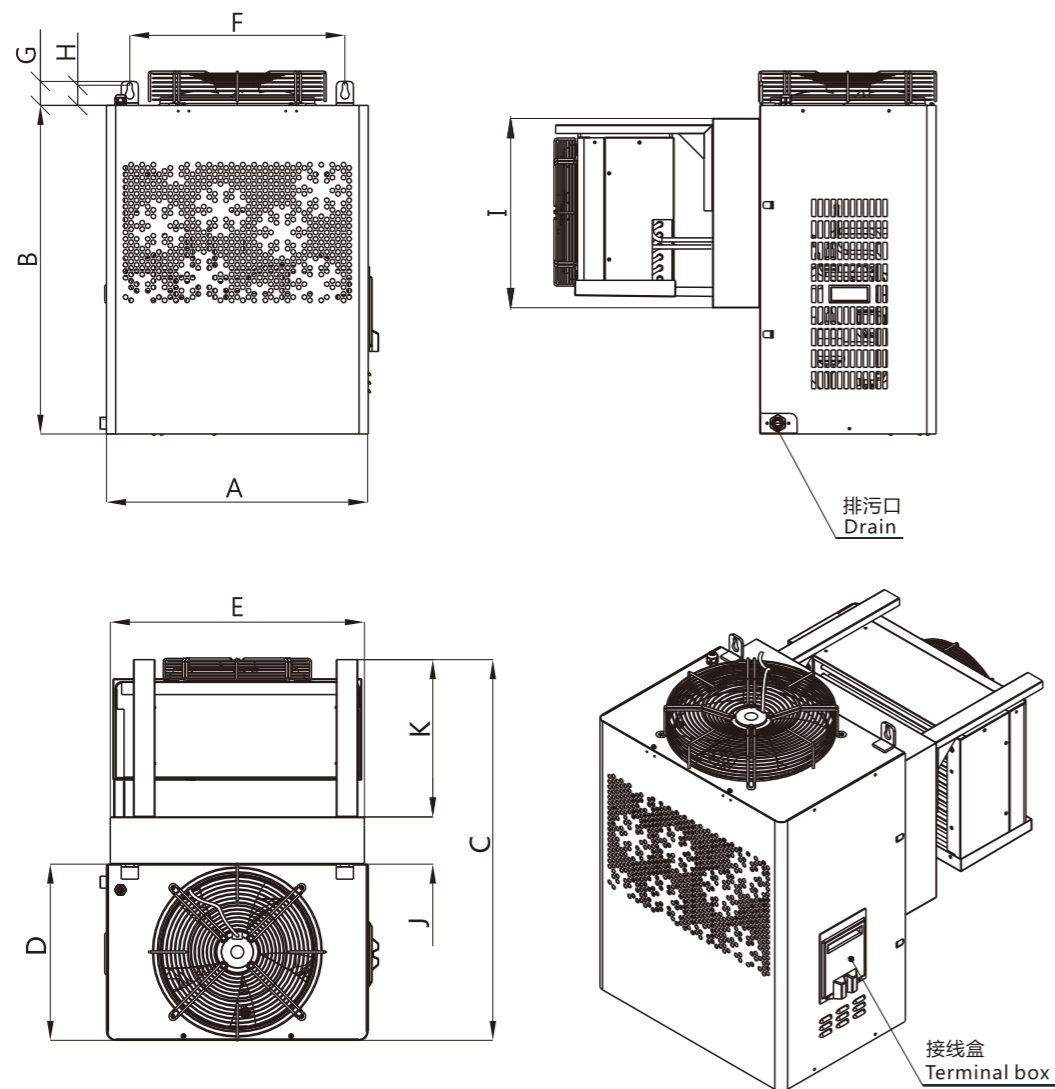
## 冷库侧嵌一体机外形尺寸图

### Side-in Monoblock Dimensions

Model: DCF010/020/030AM-IC3

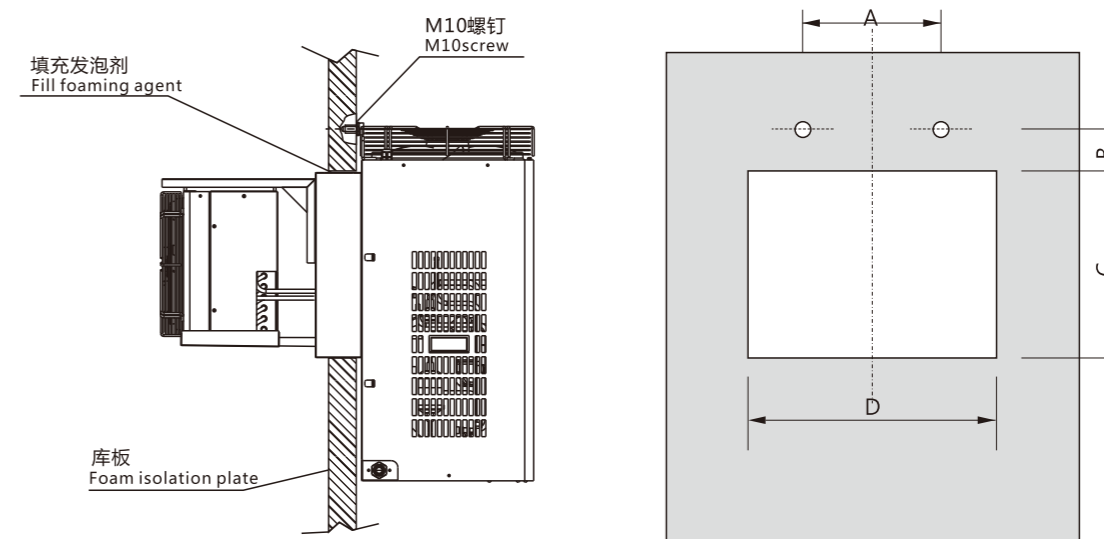
MODEL	A	B	C	D	E	F	G	H	I	J	K
DCF010AM-IC3	500	603	769	348	484	400	56	47	310	110	311
DCF020AM-IC3	607	763	838	409	590	500	56	47	440	110	320
DCF030AM-IC3	846	773	838	409	825	740	56	47	450	110	320

单位(unit):mm



## 冷库侧嵌一体机开孔尺寸

### Side-in Monoblock Installation Hole Size



单位(unit):mm

MODEL	A	B	C	D
DCF010AM-IC3	400	65	320	500
DCF020AM-IC3	500	65	450	600
DCF030AM-IC3	740	70	460	840

注:

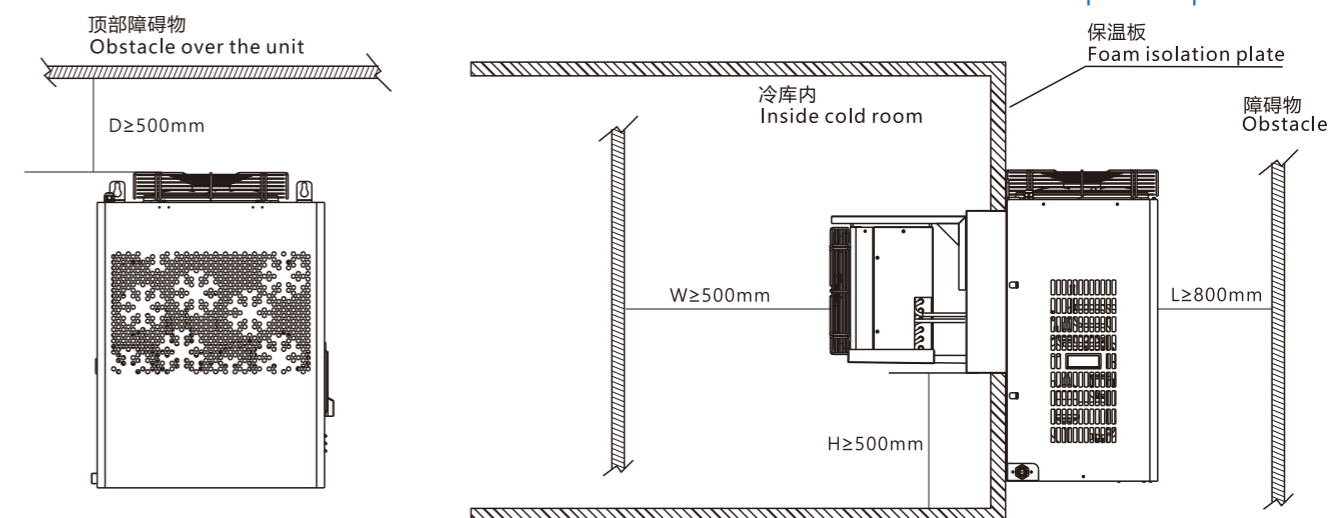
1. 库板厚度 $\geq 50\text{mm}$ ;
2. 机组与库板间隙必须填充发泡剂。

Note:

1. Plate thickness  $\geq 50\text{mm}$ ;
2. Foaming agent must be filled between the unit and plate.

## 安装位置要求

### Installation Space Requirements



1. 库外机组顶部距顶部障碍物的距离 $D \geq 500\text{mm}$ ，以便于机内热风的排出
2. 库外机组前部距障碍物的距离 $L \geq 800\text{mm}$ ，以便于冷风的进入，也便于机组的安装和操作
3. 库内机组后面距障碍物的距离 $W \geq 500\text{mm}$ ，以便于机内冷风的充分循环
4. 库内机组底部距冷库底部的距离 $H \geq 500\text{mm}$ ，以便于机内冷风的充分循环

1. the distance between the unit and the obstacle on top must be  $D \geq 500\text{mm}$ , in order to help the discharge of hot air inside the unit
2. the distance between the unit and the obstacle in front must be  $L \geq 800\text{mm}$ , so that the cold air can enter, also convey for installation and operation
3. the distance between the unit and the obstacle behind must be  $W \geq 500\text{mm}$ , so that the machine in full circulation of cold air
4. the distance between the unit and the obstacle at bottom must be  $H \geq 500\text{mm}$ , so that the machine in full circulation of cold air



### 技术特点及优势

#### TECHNICAL CHARACTERISTICS & ADVANTAGES

- 一体式设计，嵌入式安装。
- 结构紧凑，安装方便。只需嵌入在冷库顶板预留的相应尺寸窗口，20分钟内即可完成安装。
- 电子膨胀阀模糊控制，降温快，效率高。超宽运行范围 (-23℃~+10℃)。
- 智能热气化霜技术，化霜时间短（减少约70%），大幅节能（能耗降低约80%），库内温升小（5℃~7℃，传统机组12℃~15℃）。
- 全智能控制系统，开机自检除错，免调试。无需专业资深安装技师。
- 自主提供维护建议和故障诊断（显示故障原因提示及建议处理方法），操作简单，省工省时。
- 蒸发器尺寸小，不占库容，冷库容积效率最大化。
- 室外型防水设计。
- Monoblock design, side in embedded installation.
- Compact structure, easy to install, just embedded in the corresponding size of reserved window on the roof panel of the cold room, 20 minutes may finish the installation.
- Electrical expansion valve fuzzy control, cooling fast, high efficiency. Ultra wide operating range (room temperature range: - 23 °C to +10 °C).
- Intelligent hot gas defrost technology, short defrost time (about 70% reduced), energy saving (about 80%reduced), temperature rising range is small (5 °C ~ 7 °C, the traditional unit 12 °C ~ 15 °C).
- Full intelligent control system, boot self diagnosis, free of debugging, not need professional senior installation technician.
- Automatic recommendations for maintenance and fault diagnosis (show the cause of the problem with troubleshooting tips and advice, simple for operation, saving labour and time.
- Small evaporator will not occupy space of cold room to get a maximum cubage.
- Outdoor waterproof design.

### 冷库顶嵌一体机技术参数表

#### Roof-in Monoblock Technical Parameters

型号 Model		DCF010AM-TB3	DCF020AM-TB3	DCF030AM-TB3		
机组制冷量 Cooling Capacity	库温 °C Room Temp.	-23	W	1000	1890	2396
		-20	W	1200	2050	2515
		-15	W	1330	2600	2825
		-10	W	1770	3030	3213
		-5	W	2180	3600	3974
		0	W	2670	4300	4862
		5	W	3240	5000	5883
名义工况功率 Nominal Power		W	1190	1820	2335	
适用库温范围 Room Temp. Range		°C	-25 ~ +10			
电源规格 Power Supply			220V~/50Hz		380V/3N~/50Hz	
制冷剂 Refrigerant			R404A			
压缩机 Compressor	型式 Type		转子式 (带喷液冷却) Rotary compressor (with liquid injection)			
	数量 QTY	pcs	1	1	1	
	名义功率 Power	W	1040	1540	1980	
冷凝侧 风机 Fan	型式 Type		高效低噪音轴流式 High efficiency low noise axial fan			
	数量 QTY	pcs	1	1	2	
	名义功率 Power	W	72	130	72×2	
蒸发侧 风机 Fan	型式 Type		高效低噪音轴流式 High efficiency low noise axial fan			
	数量 QTY	pcs	1	2	3	
	名义功率 Power	W	68	68×2	68×3	
	射程 Air Throw	m	4	6	6	
外形尺寸(长×深×高) Unit Dimensions(L×D×H)		mm	790×510×757	890×561×819	1080×607×794	
包装尺寸(长×深×高) Packing Dimensions(L×D×H)		mm	864×704×930	964×764×980	1164×764×950	
机器净重/毛重 Net/Gross Weight		kg	69/104	96/123	121/162	

注:

1. 名义工况: 环境温度: 32℃, 冷库温度: -18℃;
2. 名义工况功率为压缩机功率、风机功率和控制系统功率的总和;
3. 机组参数会因产品的改良而有所变化, 恕不另行通知, 具体数据请以产品铭牌为准。

Note:

1. Nominal working condition: Ambient temperature 32°C, cold room temperature: -18°C.
2. The power of nominal working condition is the sum of the power of compressor, fan and control system;
3. The parameters will be changed without further notice due to product improvement, the detail data please refer to our product nameplate.

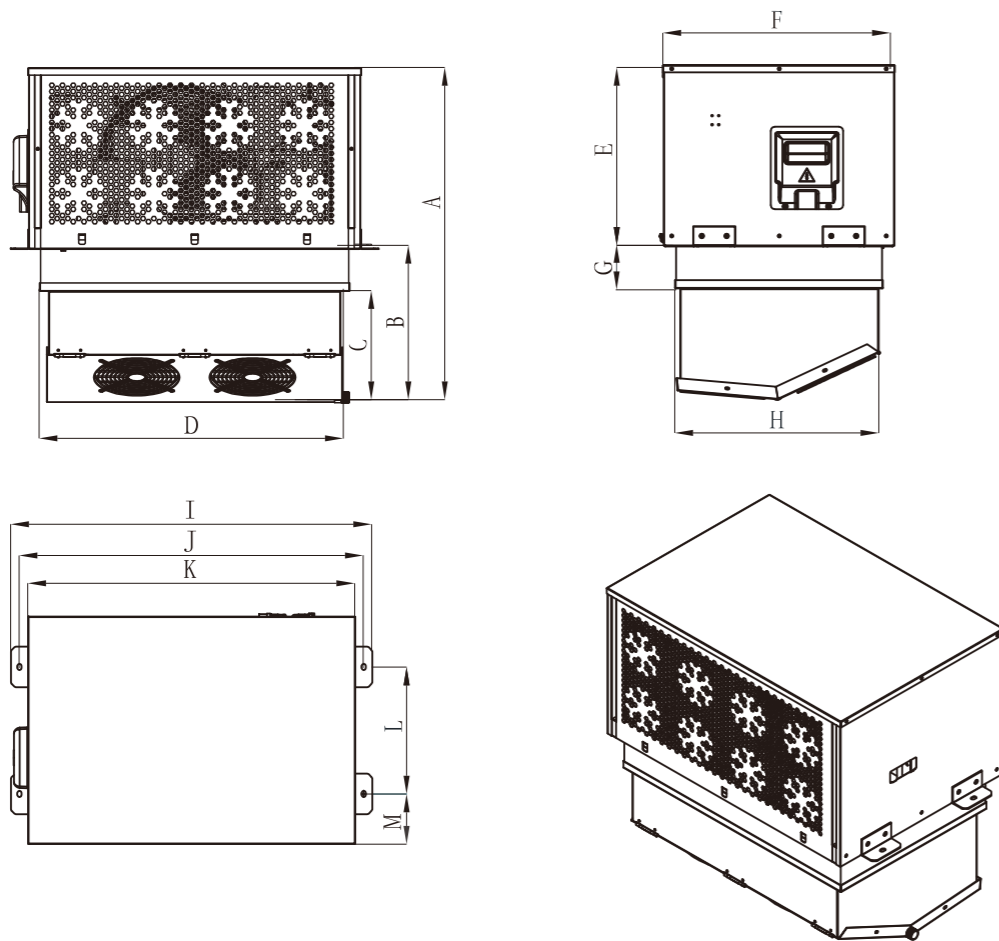
冷库顶嵌一体机外形尺寸图

Roof-in Monoblock Dimensions

Model : DCF010~030AM-TB3

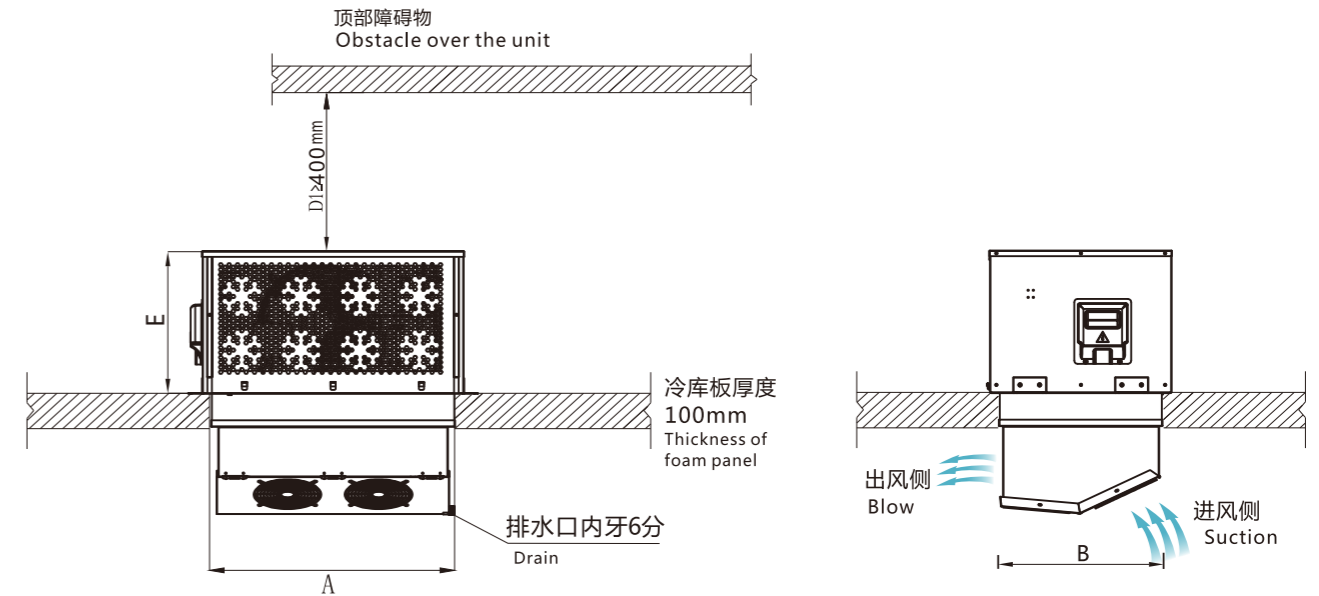
单位(unit):mm

MODEL	A	B	C	D	E	F	G	H	I	J	K	L	M
DCF010AM-TB3	748	370	260	657	389	510	110	433	790	748	705	260	124
DCF020AM-TB3	810	372	270	750	439	561	110	503	890	848	806	313	124
DCF030AM-TB3	783	380	280	900	403	607	110	530	1080	1043	1007	361	124



冷库顶嵌一体机安装要求

Roof-in Monoblock Installation Requirements



开孔尺寸要求

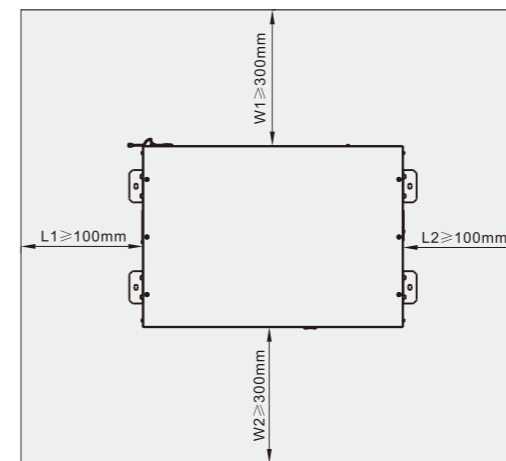
Installation hole size

单位(unit):mm

MODEL	A	B
DCF010AM-TB3	657	433
DCF020AM-TB3	750	503
DCF030AM-TB3	900	530

安装位置要求

Installation Space Requirements



- 1、机组顶部距顶部障碍物的距离 $D1 \geq 400\text{mm}$ ，机组安装板左右边与冷库边缘距离应大于 $100\text{mm}$ ，前后边与冷库边缘距离大于 $300\text{mm}$ ，保证安装牢固。

To ensure the installation is well fixed, the distance( $D1$ ) between the top of the unit and obstruction over the unit should be larger than  $400\text{mm}$ , and the distance from the left and right side plate to the edge of the cold room must be more than  $100\text{mm}$ . from the front or back of the unit to the edge of cold room should be more than  $300\text{mm}$ .

- 2、机组蒸发器为侧面出风,如图示意图, 结合实际情况选择机组在冷库中安装位置, 确保通风均匀,方便安装\维修等。

As the figure shows that the unit is blowing from the side, choose the right position in the cold room according to the different size of the cold room, this is to ensure the air flow is even and convenient for installation.

- 3、当冷库使用在零度以下时, 为不堵住排水管, 排水管需加发热丝,以便化霜水能及时排出去。

When the cold room temperature is above  $0$  degree, pump drainage regularly, if the condensate is too much, use the standby drain port to drain.

# 热气除霜冷风机

## HOT GAS DEFROST AIR COOLER

# 热气除霜冷风机技术参数表1&2

## Hot Gas Defrost Air Cooler Technical Parameters 1&2

### 型号解说

#### TYPE CODE EXPLANATION

**D AE 120 R 70 - A D - F AA - C 01**

- ① 产品名牌-D:东露阳产品  
Brand: D:Doluyo products
- ② 产品系列代号-AE:冷风机代号  
Product family: AE: Air cooler
- ③ 换热面积-120为12.0m<sup>2</sup>  
Heat exchange area:120=12.0m<sup>2</sup>
- ④ 除霜方式-R:热氟除霜 E:电热除霜  
Defrost Type:R: Hot gas defrost E:electric heater defrost;
- ⑤ 片距-30:3.0mm 40:4.0mm 42:4.2mm 70:7.0mm  
Fin Space: 30:3.0mm 40:4.0mm 42:4.2mm 70:7.0mm ...
- ⑥ 结构代号  
Structure Code
- ⑦ 产品款式-A:第一代产品 B:第二代产品 .....  
Product generation: A: first generation B: second generation
- ⑧ 电源特性Power supply:  
A:1PH/220V@50Hz F:3PH/380V@50Hz G:3PH/380V@60Hz  
K:1PH/208~230V@60Hz N:1PH/115V@60Hz P:3PH/208~230V@60Hz
- ⑨ 产品规格变化的具体描述-AA、AB、AC.....  
Description of the changes in products
- ⑩ 销售区域代码-C:内销; O:其它外销市场  
Sales Area: C: Domestic market, O: Other export market
- ⑪ 非标变更代号-01、02、03.....  
Code for customized content

### 技术特点及优势

#### TECHNICAL CHARACTERISTICS & ADVANTAGES

- 超级高效换热设计，分液均匀，优化温差。  
Super high efficient heat exchange design, uniform fluid, optimizing temperature difference.
- 足冷量，足换热面积。  
Sufficient amount of cooling capacity, sufficient heat exchange area.
- 特殊热气化霜设计，无需化霜电加热管，无任何安全隐患，维护简便。  
Special hot gas defrost design, without defrost electric heater, no hidden safe trouble, easy for maintenance.
- 大风量，降温快。  
Big air volume, fast cooling.
- 独有的导风筒结构，射程远，易安装。  
Unique duct structure, long range, easy to install
- 独有方形接线盒及库温传感器固定夹，快捷方便。  
Unique square shaped terminal box and a temperature sensor fixing clamp, fast and convenient.



型号 Model			DAE090R70-AD	DAE120R70-AD	DAE160R70-AD	DAE200R70-AD	DAE220R70-AD
风机数量 Fan QTY			☺	☺	☺	☺☺	☺☺
供电电源 Power Supply			230±10%V~/50/60Hz				
制冷量 (50Hz时) Cooling Capacity	T <sub>L1</sub> =±0°C ▲T=8°C	kW	3.44	5.16	7.58	9.53	11.46
	T <sub>L1</sub> =-18°C ▲T=7°C	kW	2.33	3.49	4.66	5.34	6.41
冷却面积Heat Exchange Area		m <sup>2</sup>	9.0	12.0	17.5	20.0	22.0
风量 Air Flow		m <sup>3</sup> /h	1740	3150	3810	6300	6300
空气射程 Air Throw		m	9	13	13	13	13
接口 Connection	进口 inlet	Φmm	9.52	12.7	12.7	12.7	12.7
	出口 outlet	Φmm	12.7	15.88	15.88	19.05	19.05
噪音 Noise		dB(A)	54	58	58	60	60
叶片 Fan blade		St.×Φmm	1x300	1x350	1x400	2x350	2x350
风扇 (50Hz) Fan	每个风扇 Each Fan	min <sup>-1</sup>	1350	1350	1350	1350	1350
		W	72	130	130	130	130
		A	0.42	0.9	0.9	0.9	0.9
冷风机尺寸(长×深×高) Dimensions(L×D×H)		mm	960*566*652	960*603*652	960*620*690	1570*604*686	1570*604*686
包装尺寸(长×深×高) Packing Dimensions(L×D×H)		mm	1050*720*840	1050*720*840	1110*720*860	1720*705*856	1720*705*856
机器净重 Net Weight		kg	38	43	48	52	58

型号 Model			DAE310R70-AD	DAE395R70-AD	DAE490R70-AD	DAE620R70-AD	DAE795R70-AD
风机数量 Fan QTY			☺☺	☺☺	☺☺	☺☺☺	☺☺☺
供电电源 Power Supply			230±10%V~/50/60Hz		400V/3N~/50Hz		
制冷量 (50Hz时) Cooling Capacity	T <sub>L1</sub> =±0°C ▲T=8°C	kW	13.56	16.66	22.95	27.08	39.13
	T <sub>L1</sub> =-18°C ▲T=7°C	kW	9.15	11.96	12.65	17.40	22.89
冷却面积Heat Exchange Area		m <sup>2</sup>	31.0	39.5	49.0	62.0	79.5
风量 Air Flow		m <sup>3</sup> /h	8470	17000	17000	17000	25500
空气射程 Air Throw		m	13	22	22	22	22
接口 Connection	进口 inlet	Φmm	15.88	22.23	22.23	22.23	22.23
	出口 outlet	Φmm	22.23	28.58	34.93	34.93	34.93
噪音 Noise		dB(A)	66	70	70	70	72
叶片 Fan blade		St.×Φmm	2x400	2x500	2x500	2x500	3x500
风扇 (50Hz) Fan	每个风扇 Each Fan	min <sup>-1</sup>	1430	1385	1385	1385	1385
		W	160	820	820	820	820
		A	0.73	1.6	1.6	1.6	1.6
冷风机尺寸(长×深×高) Dimensions(L×D×H)		mm	1570*621*686	1820*671*882	1820*671*882	2420*758*852	2420*758*934
包装尺寸(长×深×高) Packing Dimensions(L×D×H)		mm	1720*705*856	1962*766*1046	1962*766*1046	2562*854*1016	2562*854*1098
机器净重 Net Weight		kg	68	74	79	110	195

注:

1. 测试电源频率为50Hz;
2. 冷量数值基于R507制冷剂, TL1为回风温度, ▲T为温差;
3. 风机参数会因产品的改良而有所变化, 恕不另行通知, 具体数据请以产品铭牌为准。

Note:

1. Testing power frequency is 50 Hz,
2. Cooling capacity is based on refrigerant R507, TL1 is return air temperature, ▲T is temperature difference,
3. Air cooler technical parameters will be changed without further notice due to product improvement, the detail data please refer to the product nameplate.

# 热气除霜冷风机

## HOT GAS DEFROST AIR COOLER

### 单风机系列外形尺寸图

Single Fan Serise Dimensions

单位(unit):mm

### 热气除霜冷风机技术参数表3

Hot Gas Defrost Air Cooler Technical Parameters 3

型号 Model		DAE965R70-AD	DAE1250R70-AD
风机数量 Fan QTY			
供电电源 Power Supply		400V/3N~/50Hz	
制冷量 (50Hz时) Cooling Capacity	T <sub>L1</sub> =±0°C ▲T=8°C	kW	49.56
	T <sub>L1</sub> =-18°C ▲T=7°C	kW	29.13
冷却面积 Heat Exchange Area		m <sup>2</sup>	96.5
风量 Air Flow		m <sup>3</sup> /h	25500
空气射程 Air Throw		m	22
接口 Connection	进口 inlet	Φmm	22.23
	出口 outlet	Φmm	41.28
噪音 Noise		dB(A)	72
叶片 Fan blade		St.×Φmm	3×500
风扇 (50Hz) Fan	每个风扇 Each Fan	min <sup>-1</sup>	1385
		W	820
		A	1.6
冷风机尺寸(长×深×高) Dimensions(L×D×H)		mm	2730*758*949
包装尺寸(长×深×高) Packing Dimensions(L×D×H)		mm	2872*854*1113
机器净重 Net Weight		kg	205

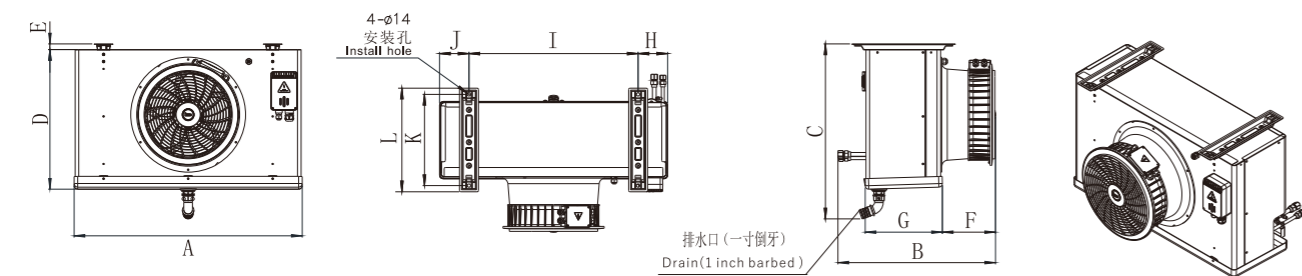
- 注:
1. 测试电源频率为50Hz;
  2. 冷量数值基于R507制冷剂, TL1为回风温度, ▲T为温差;
  3. 风机参数会因产品的改良而有所变化, 恕不另行通知, 具体数据请以产品铭牌为准。

- Note:
1. Testing power frequency is 50 Hz,
  2. Cooling capacity is based on refrigerant R507, TL1 is return air temperature, ▲T is temperature difference,
  3. Air cooler technical parameters will be changed without further notice due to product improvement, the detail data please refer to the product nameplate.

### 单风机系列外形尺寸图

Single Fan Serise Dimensions

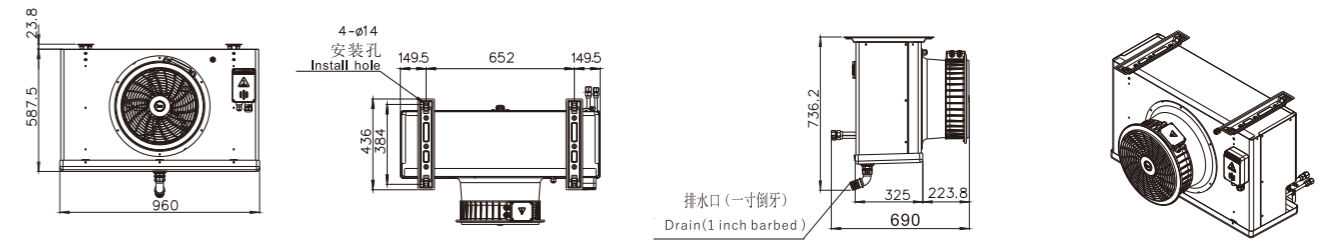
Model:DAE090R70-AD、DAE120R70-AD



单位(unit):mm

MODEL	A	B	C	D	E	F	G	H	I	J	K	L
DAE090R70-AD	960	566	736.2	587.5	23.8	223.8	325	124	712	124	384	436
DAE120R70-AD	960	603	736.2	587.5	23.8	223.8	325	124	712	124	384	436

Model:DAE160R70-AD

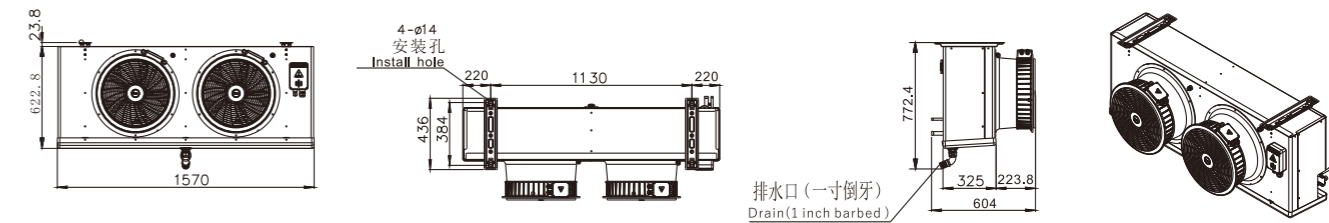


### 双风机系列外形尺寸图

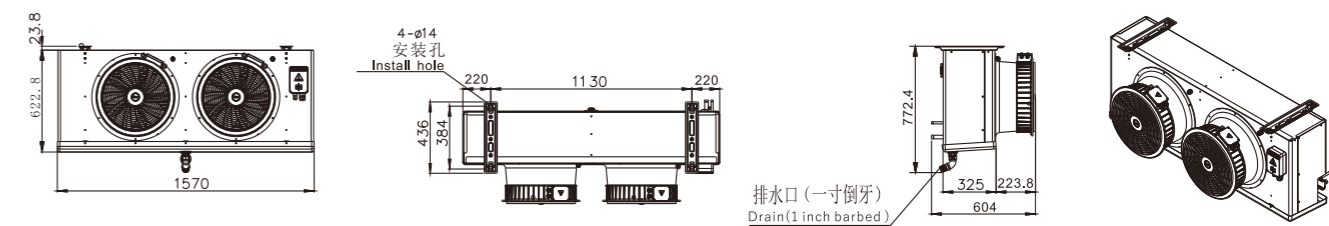
Dural Fans Serise Dimensions

单位(unit):mm

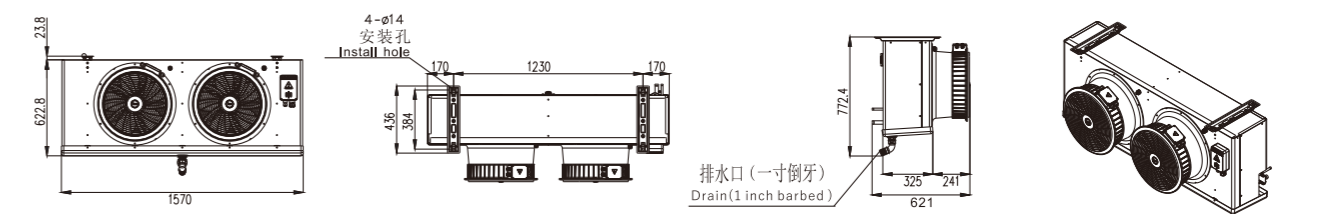
Model:DAE200R70-AD



Model:DAE220R70-AD

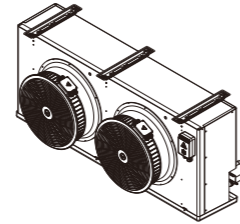
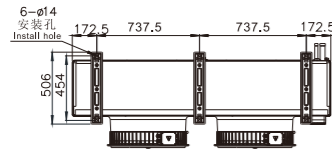
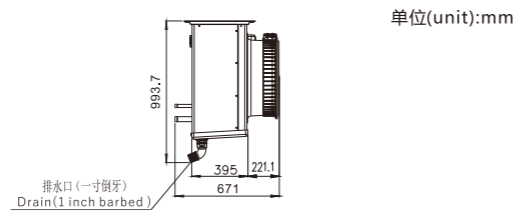
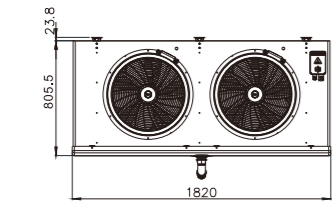


Model:DAE310R70-AD


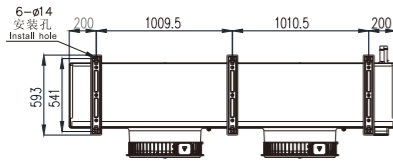
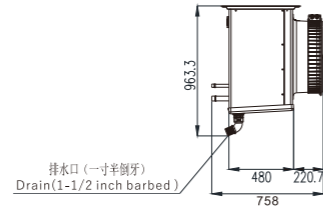
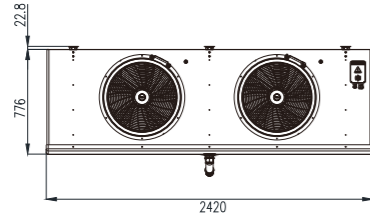


## 外形尺寸图 Dimensions

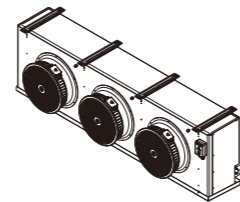
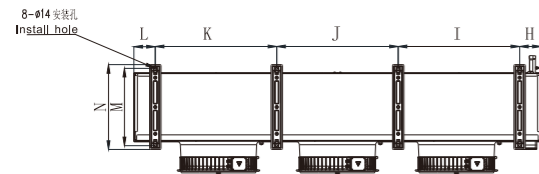
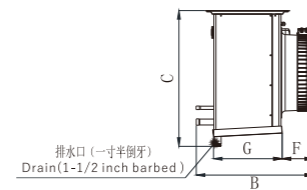
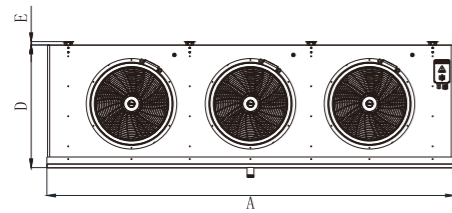
Model:DAE395-490R70-AD



Model:DAE620R70-AD



Model:DAE795R70-AD、DAE965R70-AD、DAE1250R70-AD



单位(unit):mm

MODEL	A	B	C	D	E	F	G	H	I	J	K	L	M	N
DAE795R70-AD	2420	758	1046.6	857.8	23.8	221	508	145	710	710	710	145	541	539
DAE965R70-AD	2730	758	949.4	858	23.8	220.3	480	150	810	810	810	150	541	593
DAE1250R70-AD	3050	758	949.4	858	23.8	220.3	480	150	916.5	917	916.5	150	541	593

## 电热除霜冷风机 Electric Heater Defrost Air Cooler

### 型号解说

TYPE CODE EXPLANATION

**D AE 600 E 70 - A B - A AA - C**  
① ② ③ ④ ⑤ ⑥ ⑦ ⑧ ⑨ ⑩

- ① 产品名牌-D:东露阳产品  
Brand: D:Doluyo products
- ② 产品系列代号-AE:冷风机代号  
Product family: AE: Code for air cooler
- ③ 换热面积-120为12.0m<sup>2</sup>  
Heat exchange area:120=12.0m<sup>2</sup>
- ④ 除霜方式-R:热氟除霜 E:电热除霜  
Defrost Type: R: Hot gas defrost E:electric heater defrost;
- ⑤ 片距-30:3.0mm 40:4.0mm 42:4.2mm 70:7.0mm  
Fin Space: 30:3.0mm 40:4.0mm 42:4.2mm 70:7.0mm ...
- ⑥ 结构代号  
Structure Code
- ⑦ 产品款式-A:第一代产品 B:第二代产品 .....  
Product generation: A: first generation B: second generation
- ⑧ 电源特性Power supply:  
A:1PH/220V@50Hz F:3PH/380V@50Hz G:3PH/380V@60Hz  
K:1PH/208~230V@60Hz N:1PH/115V@60Hz P:3PH/208~230V@60Hz
- ⑨ 产品规格变化的具体描述-AA、AB、AC.....  
Description of the changes in products
- ⑩ 销售区域代码-C:内销; O:其它外销市场  
Sales Area: C: Domestic market, O: Other export market
- ⑪ 非标变更代号-01、02、03.....  
Code for customized content

### 技术特点及优势

TECHNICAL CHARACTERISTICS & ADVANTAGES

- 超级高效换热设计，分液均匀，优化温差。  
Super high efficient heat exchange design, uniform fluid, optimizing temperature difference.
- 足冷量，足换热面积。  
Sufficient amount of cooling capacity, sufficient heat exchange area.
- 大风量，降温快。  
Big air volume, fast cooling.
- 独有的导风筒结构，射程远，易安装。  
Unique duct structure, long range, easy to install
- 独有方形接线盒及库温传感器固定夹，快捷方便。  
Unique square shaped terminal box and a temperature sensor fixing clamp, fast and convenient.



## 电热除霜冷风机技术参

### Electric Heater Defrost Air Cooler Technical Parameters

型号 Model	DAE090E70-AB	DAE120E70-AB	DAE160E70-AB	DAE200E70-AB	DAE220E70-AB	DAE310E70-AB	
风机数量 Fan QTY	1	1	1	2	2	2	
供电电源 Power Supply	230±10%V~/50/60Hz						
制冷量 (50Hz时) Cooling Capacity	$T_{L1} = \pm 0^{\circ}\text{C}$ $\Delta T = 8^{\circ}\text{C}$ kW	3.44	5.16	7.58	9.53	11.46	13.56
	$T_{L1} = -18^{\circ}\text{C}$ $\Delta T = 7^{\circ}\text{C}$ kW	2.33	3.49	4.66	5.34	6.41	9.15
冷却面积 Heat Exchange Area	m <sup>2</sup>	10.0	13.0	16.5	20.0	23.0	30.0
风量 Air Flow	m <sup>3</sup> /h	1740	3150	3810	3150	3150	8470
融霜功率 Defrost Power	kW	2.0	3.3	4.5	5.4	5.4	6.7
空气射程 Air Throw	m	9	13	13	13	13	13
接口 Connection	进口 inlet	Φmm	9.52	12.7	12.7	12.7	15.88
	出口 outlet	Φmm	12.7	15.88	15.88	19.05	22.23
噪音 Noise	dB(A)	54	58	58	60	60	66
叶片 Fan blade	St.×Φmm	1x300	1x350	1x400	2x350	2x350	2x400
风扇 (50Hz) Fan	每个风扇 Each Fan	min <sup>-1</sup>	1350	1350	1350	1350	1430
		W	72	130	130	130	160
		A	0.42	0.9	0.9	0.9	0.73
冷风机尺寸 (长×深×高) Dimensions(L×D×H)	mm	960*566*652	960*603*652	960*620*690	1570*604*686	1570*604*686	1570*621*686
包装尺寸 (长×深×高) Packing Dimensions(L×D×H)	mm	1110*703*822	1110*703*822	1110*720*860	1720*705*856	1720*705*856	1720*705*856
机器净重 Net Weight	kg	38	43	48	52	58	68

型号 Model	DAE395E70-AB	DAE490E70-AB	DAE620E70-AB	DAE795E70-AB	DAE965E70-AB	DAE1250E70-AB	
风机数量 Fan QTY	2	2	2	3	3	3	
供电电源 Power Supply	230±10%V~/50/60Hz						
制冷量 (50Hz时) Cooling Capacity	$T_{L1} = \pm 0^{\circ}\text{C}$ $\Delta T = 8^{\circ}\text{C}$ kW	19.66	22.95	27.08	39.13	43.25	51.6
	$T_{L1} = -18^{\circ}\text{C}$ $\Delta T = 7^{\circ}\text{C}$ kW	11.96	12.65	17.40	22.89	29.13	34.95
冷却面积 Heat Exchange Area	m <sup>2</sup>	39.5	49.5	61.0	80.0	97.0	123.5
风量 Air Flow	m <sup>3</sup> /h	17000	17000	17000	25500	25500	25500
融霜功率 Defrost Power	kW	10.0	10.0	12.0	16.0	20.0	24.0
空气射程 Air Throw	m	22	22	22	22	22	22
接口 Connection	进口 inlet	Φmm	22.23	22.23	22.23	22.23	22.23
	出口 outlet	Φmm	28.58	28.58	34.93	34.93	41.28
噪音 Noise	dB(A)	70	70	70	72	72	72
叶片 Fan blade	St.×Φmm	2x500	2x500	2x500	3x500	3x500	3x500
风扇 (50Hz) Fan	每个风扇 Each Fan	min <sup>-1</sup>	1385	1385	1385	1385	1385
		W	820	820	820	820	820
		A	1.6	1.6	1.6	1.6	1.6
冷风机尺寸 (长×深×高) Dimensions(L×D×H)	mm	1820*671*882	1820*671*882	2420*758*852	2420*758*934	2730*758*949	3050*758*949
包装尺寸 (长×深×高) Packing Dimensions(L×D×H)	mm	1962*766*1064	1962*766*1064	2520*854*1016	2562*854*1098	2872*854*1113	3192*854*1113
机器净重 Net Weight	kg	74	79	110	195	205	230

注:

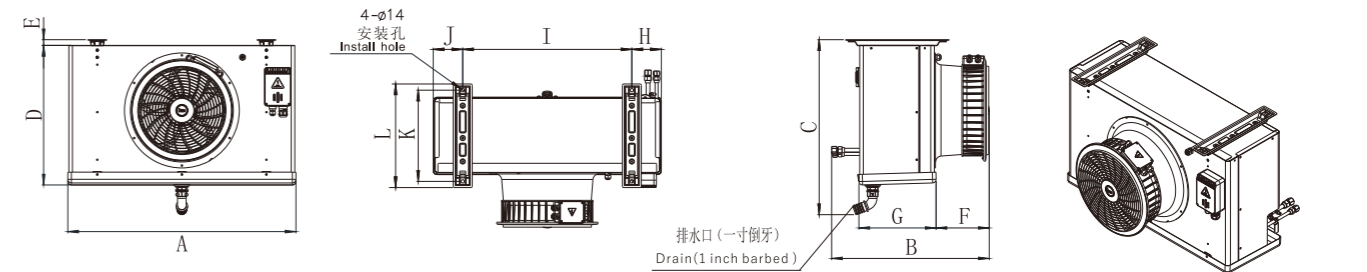
1. 测试电源频率为50Hz;
2. 冷量数值基于R507制冷剂, TL1为回风温度, ΔT为温差;
3. 风机参数会因产品的改良而有所变化, 恕不另行通知, 具体数据请以产品铭牌为准。

Note:

1. Testing power frequency is 50 Hz,
2. Cooling capacity is based on refrigerant R507, TL1 is return air temperature, ΔT is temperature difference,
3. Air cooler technical parameters will be changed without further notice due to product improvement, the detail data please refer to the product nameplate.

## 外形尺寸图 Dimensions

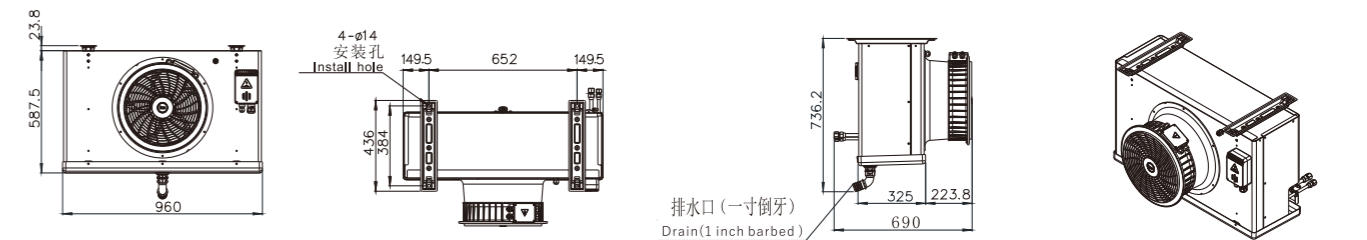
Model: DAE090E70-AB, DAE120E70-AB



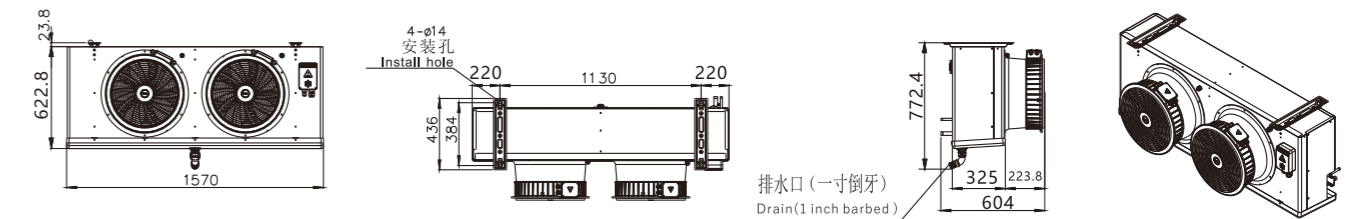
MODEL	A	B	C	D	E	F	G	H	I	J	K	L
DAE900E70-AD	960	566	736.2	587.5	23.8	223.8	325	124	712	124	384	436
DAE120E70-AD	960	603	736.2	587.5	23.8	223.8	325	124	712	124	384	436

单位(unit):mm

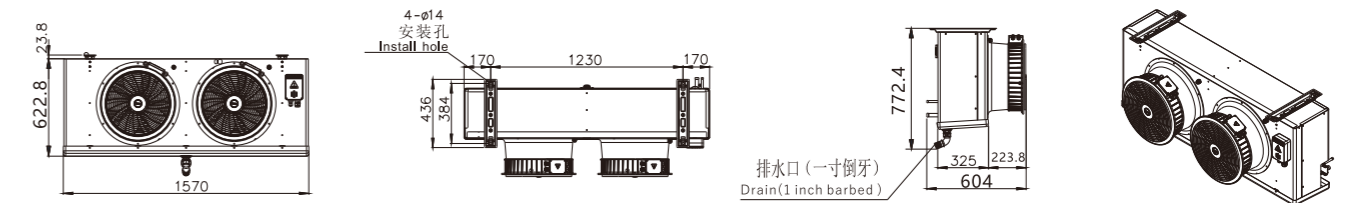
Model: DAE160E70-AB



Model: DAE200E70-AB



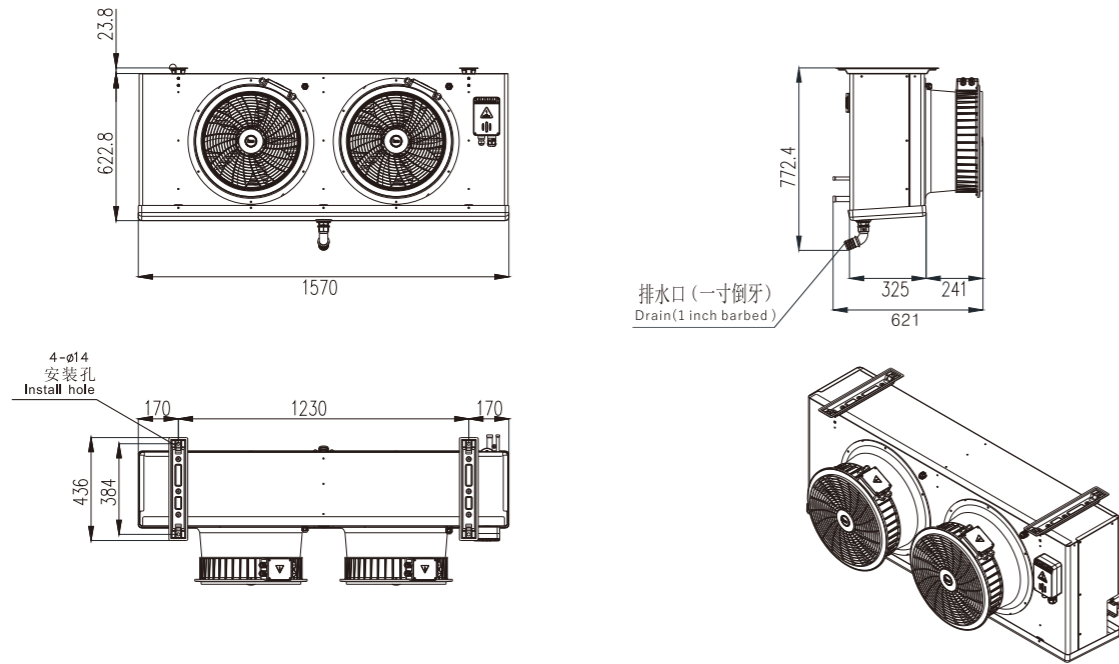
Model: DAE220E70-AB



外形尺寸图  
Dimensions

Model:DAE310E70-AB

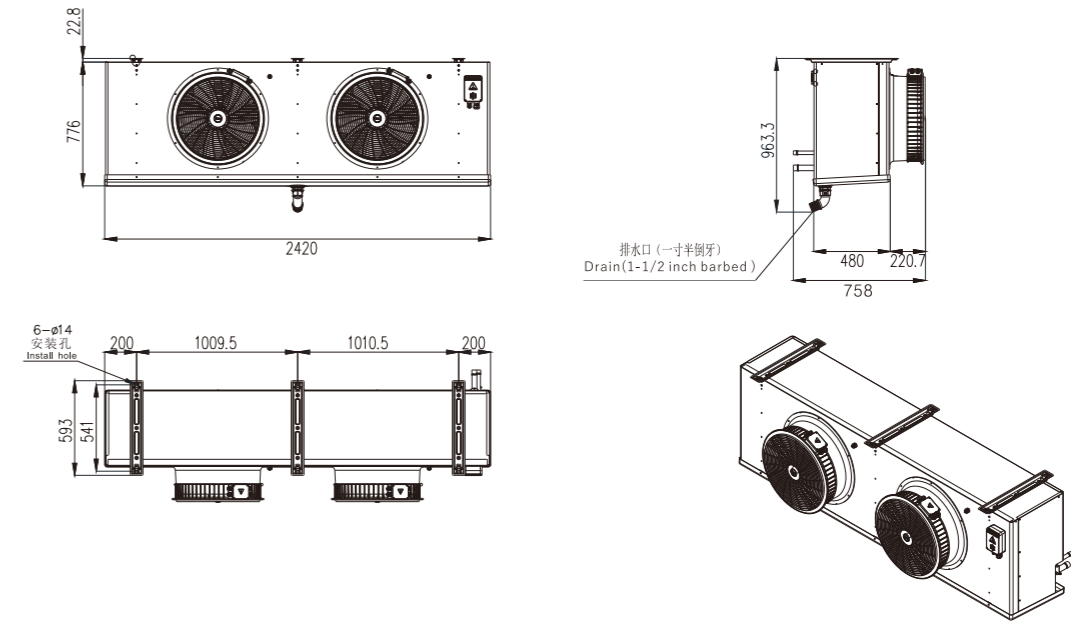
单位(unit):mm



外形尺寸图  
Dimensions

Model:DAE620E70-AB

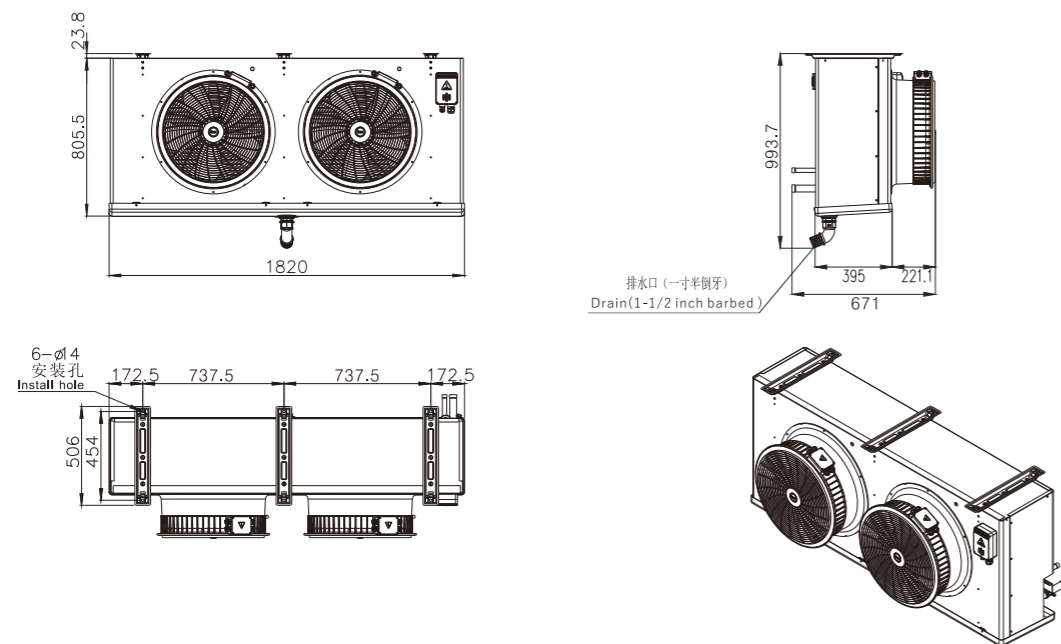
单位(unit):mm



外形尺寸图  
Dimensions

Model:DAE395-490E70-AB

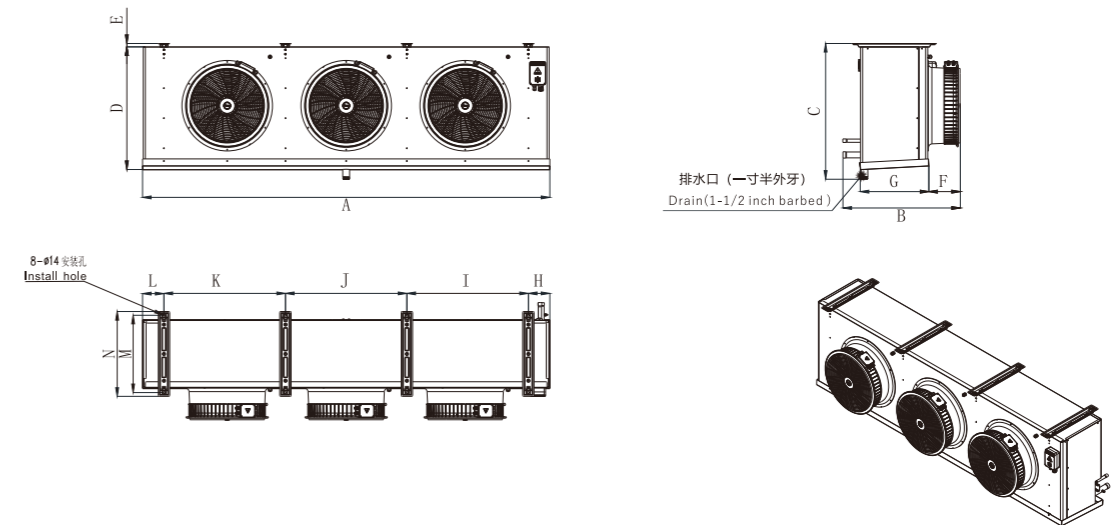
单位(unit):mm



外形尺寸图  
Dimensions

Model:DAE795E70-AD、DAE965E70-AD、DAE1250E70-AD

单位(unit):mm



MODEL	A	B	C	D	E	F	G	H	I	J	K	L	M	N
DAE795E70-AD	2420	758	1046.6	857.8	23.8	221	508	145	710	710	710	145	541	539
DAE965E70-AD	2730	758	949.4	858	23.8	220.3	480	150	810	810	810	150	541	593
DAE1250E70-AD	3050	758	949.4	858	23.8	220.3	480	150	916.5	917	916.5	150	541	593

# 智能服务系统

## INTELLIGENT SERVICE SYSTEMS

### 技术特点及优势

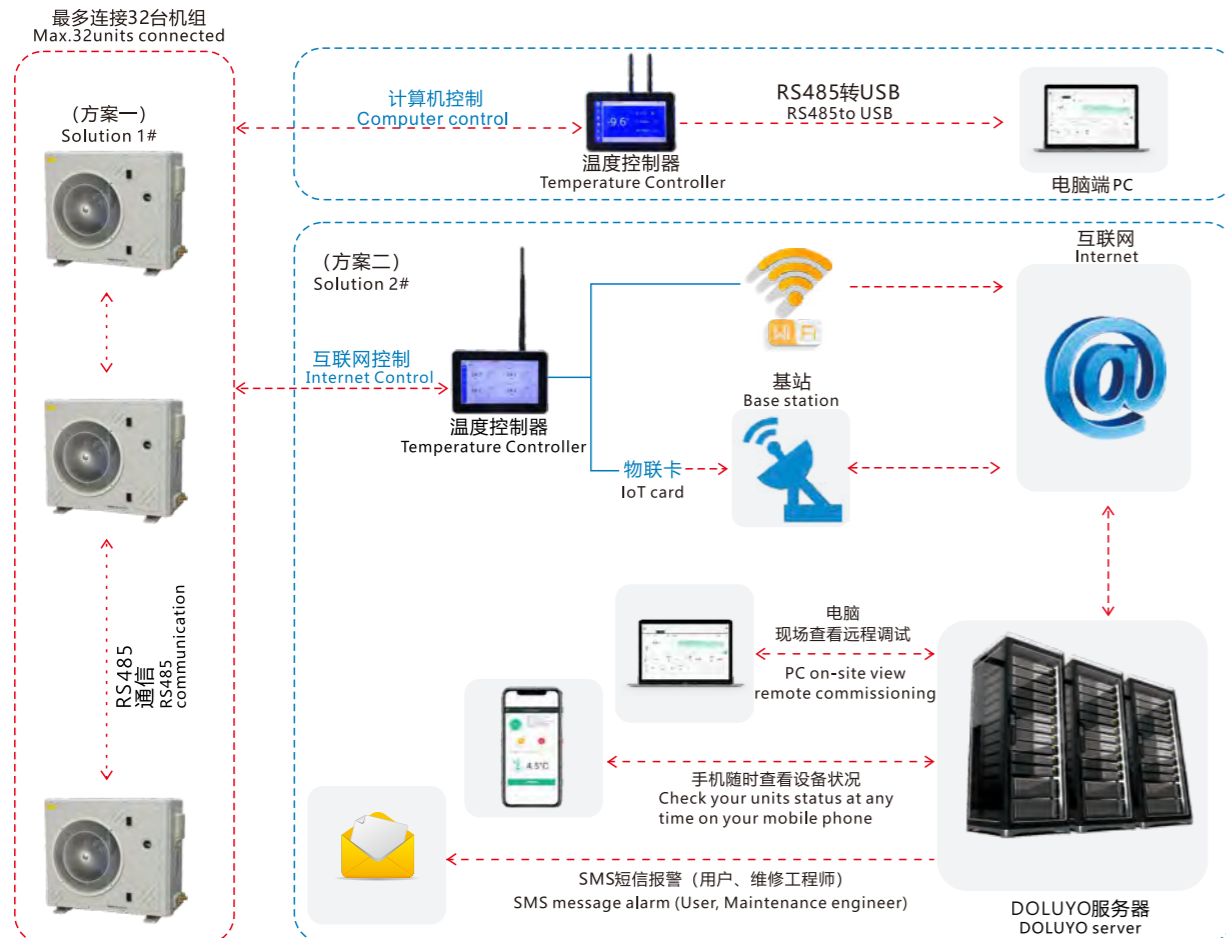
#### TECHNICAL CHARACTERISTICS & ADVANTAGES

- 全部自主研发，控制精度高，适应性强  
All independent research and develop, high control precision, strong adaptability
- 远程控制，配合远程管理系统  
Remote control, use together with remote management system
- 采用工业级电子元器件，比普通民用级产品，可靠性高一个数量级  
Using industry grade electronic components, one class higher on reliability than ordinary civil products
- 两路电流互感  
Two way current mutual inductance
- 100%工厂老化测试（60度，48小时），保证产品最高可靠性  
100% burn-in test (48 hours@60 degrees) in factory, ensure that products the highest reliability
- 电路板和电子元器件，三防处理  
Circuit boards and electronic components, fully under anti-corrosion treatment
- 开机自检除错功能，掉电重启自检开机  
Boot self-diagnosis debugging, restart self-checking boot when power out
- 操作菜单中英文对照  
Chinese and English operating menu
- 可按照客户特殊要求优化调整  
Can be adjusted according to customer special requirements



### 基于计算机/互联网远程控制示意图

#### Remote control Schematic diagram based on computer / Internet



# 智能冷库设计报价系统

## Intelligent Cold Storage Unit Selection and Quotation System

### 冷库选型设计报价， Cold Storage Unit Selection and Quotation

如此简单，只需**两步**，即可轻松获取整套**报价方案**！  
So Simple, Only Two Steps, and you could get the full solution and quotation!

**东露阳** 智能冷库设计报价系统 0755-29974556 | 官方网站  
Smart Coldroom Selection & Quotation Software Official Website

请给出目标库温  
Please give the target temperature

 °C

请选择库内存储货物  
Please choose the goods of being stored

- 菌类/医药 Fungoid/Medicine
- 蔬菜/水果 Vegetables/Fruits
- 蛋类 Eggs
- 乳制品 Dairy
- 肉类 Meat
- 冰淇淋/血液制品 Ice cream/Blood products
- 其它 Others

请选择所在地  
Select Address

省份  城市

Province City

返回首页  
Return Homepage

下一步  
Next

**东露阳** 智能冷库设计报价系统 0755-29974556 | 官方网站  
Smart Coldroom Selection & Quotation Software Official Website

请给出冷库容积  
Please input your cold room cubage

 m<sup>3</sup>

请给出库体尺寸  
Please input the dimensions of the cold room

- 长  m  
Length
- 宽  m  
Width
- 高  m  
Height

返回首页  
Return Homepage

取得报价  
Get Quotation



东露阳冷库智能机，省力、省电、省心！  
Walk into DOLUYO, Enjoy a good life!

冷库安装说明 > 冷库操作说明 >  
Installation Instructions Operating Instructions

- >> 电脑端访问网址(PC URL): www.doluyo.cn
- >> 手机端访问网址(Mb URL): www.doluyo.cn:8082




扫描进入选型报价  
Scan to enter selection  
and quotation



◀医药冷库  
Medicine cold storage

- 冷库类型：低温库  
Cold Room Type: Freezer
- 冷库温度：-23℃~-25℃  
Room Temperature: -23℃~-25℃
- 冷库机组：领航版冷库智能机  
Refrigeration Unit: Pilot Series Intelligent Cold Storage Unit
- 制冷形式：风冷式冷凝器  
Cooling Type: Air Cooled Condenser



◀农业冷库  
Agricultural Cold Storage

- 冷库类型：保鲜库  
Cold Room Type: Fresh keeping
- 冷库温度：0℃~-5℃  
Room Temperature: 0℃~-5℃
- 冷库机组：领航版冷库智能机  
Refrigeration Unit: Pilot Series Intelligent Cold Storage Unit
- 制冷形式：风冷式冷凝器  
Cooling Type: Air Cooled Condenser



◀屠宰加工冷库  
Slaughtering and Processing cold storage

- 冷库类型：低温库  
Cold Room Type: Freezer
- 冷库温度：-23℃~-25℃  
Room Temperature: -23℃~-25℃
- 冷库机组：领航版冷库智能机  
Refrigeration Unit: Pilot Series Intelligent Cold Storage Unit
- 制冷形式：风冷式冷凝器  
Cooling Type: Air Cooled Condenser



◀疾控药品冷库  
Disease Control Drugs Cold Storage

- 冷库类型：冷藏库  
Cold Room Type: Chiller
- 冷库温度：-15℃~-18℃  
Room Temperature: -15℃~-18℃
- 冷库机组：领航版冷库智能机  
Refrigeration Unit: Pilot Series Intelligent Cold Storage Unit
- 制冷形式：风冷式冷凝器  
Cooling Type: Air Cooled Condenser



◀酒店冷库  
Hotel cold storage

- 冷库类型：保鲜库  
Cold Room Type: Fresh keeping
- 冷库温度：0℃~5℃  
Room Temperature: 0℃~5℃
- 冷库机组：领航版冷库智能机  
Refrigeration Unit: Pilot Series Intelligent Cold Storage Unit
- 制冷形式：风冷式冷凝器  
Cooling Type: Air Cooled Condenser



◀食品储藏冷库  
Food Cold Storage

- 冷库类型：冷藏库  
Cold Room Type: Chiller
- 冷库温度：-15℃~-18℃  
Room Temperature: -15℃~-18℃
- 冷库机组：领航版冷库智能机  
Refrigeration Unit: Pilot Series Intelligent Cold Storage Unit
- 制冷形式：风冷式冷凝器  
Cooling Type: Air Cooled Condenser



◀ 物流冷库

Logistics cold storage

- 冷库类型: 低温库  
Cold Room Type: Freezer
- 冷库温度: -23°C~-25°C  
Room Temperature: -23°C~-25°C
- 冷库机组: 领航版冷库智能机  
Refrigeration Unit: Pilot Series Intelligent Cold Storage Unit
- 制冷形式: 风冷式冷凝器  
Cooling Type: Air Cooled Condenser



◀ 一体机移动应用冷库

Monoblock Mobile Application Cold Storage

- 冷库类型: 冷藏库  
Cold Room Type: Chiller
- 冷库温度: -15°C~-18°C  
Room Temperature: -15°C~-18°C
- 冷库机组: 一体机  
Refrigeration Unit: Monoblock Cold Storage Unit
- 制冷形式: 风冷式冷凝器  
Cooling Type: Air Cooled Condenser



◀ 疫苗储藏冷库

Vaccine Storage Cold Room

- 冷库类型: 低温库  
Cold Room Type: Freezer
- 冷库温度: -23°C~-25°C  
Room Temperature: -23°C~-25°C
- 冷库机组: 领航版冷库智能机  
Refrigeration Unit: Pilot Series Intelligent Cold Storage Unit
- 制冷形式: 风冷式冷凝器  
Cooling Type: Air Cooled Condenser



◀ 生物医药冷库

Biomedical Cold Storage

- 冷库类型: 低温库  
Cold Room Type: Freezer
- 冷库温度: -23°C~-25°C  
Room Temperature: -23°C~-25°C
- 冷库机组: 领航版冷库智能机  
Refrigeration Unit: Pilot Series Intelligent Cold Storage Unit
- 制冷形式: 风冷式冷凝器  
Cooling Type: Air Cooled Condenser



◀ 粽叶储藏冷库

Rice Dumpling Leaf Storage Cold Room

- 冷库类型: 保鲜库  
Cold Room Type: Fresh keeping
- 冷库温度: 0°C~5°C  
Room Temperature: 0°C~5°C
- 冷库机组: 领航版冷库智能机  
Refrigeration Unit: Pilot Series Intelligent Cold Storage Unit
- 制冷形式: 风冷式冷凝器  
Cooling Type: Air Cooled Condenser



◀ 农业科研试验冷库

Agricultural Scientific Research Test Cold Storage

- 冷库类型: 冷藏库  
Cold Room Type: Chiller
- 冷库温度: -15°C~-18°C  
Room Temperature: -15°C~-18°C
- 冷库机组: 领航版冷库智能机  
Refrigeration Unit: Pilot Series Intelligent Cold Storage Unit
- 制冷形式: 风冷式冷凝器  
Cooling Type: Air Cooled Condenser